

# Tri Star Horse Show



## 2026 May Graduation Show

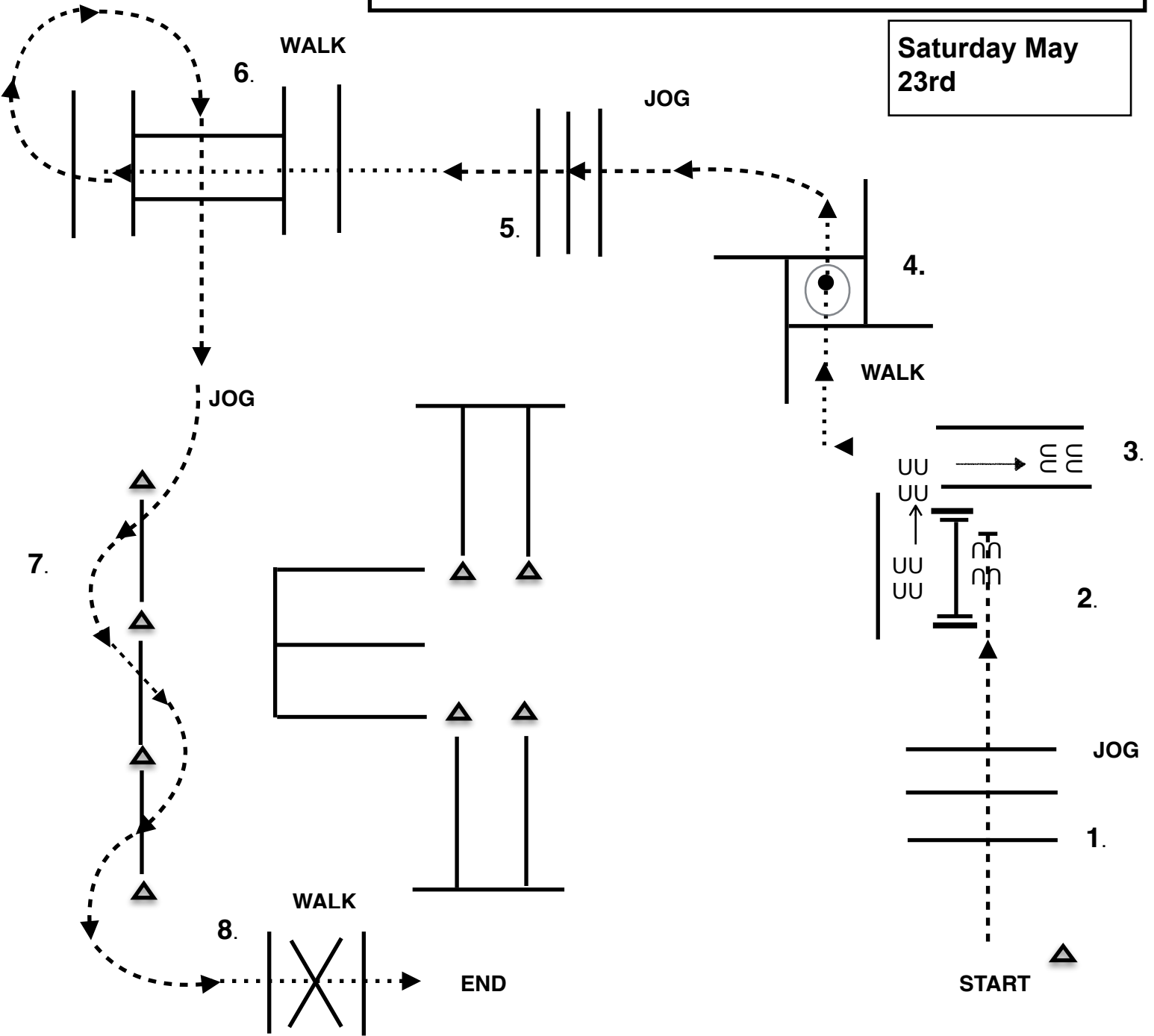
May 23-24, 2026  
Tennessee Miller Coliseum

Murfreesboro, TN

### Pattern Book

# TriStar May Graduation Circuit In-hand trail

**Saturday May  
23rd**



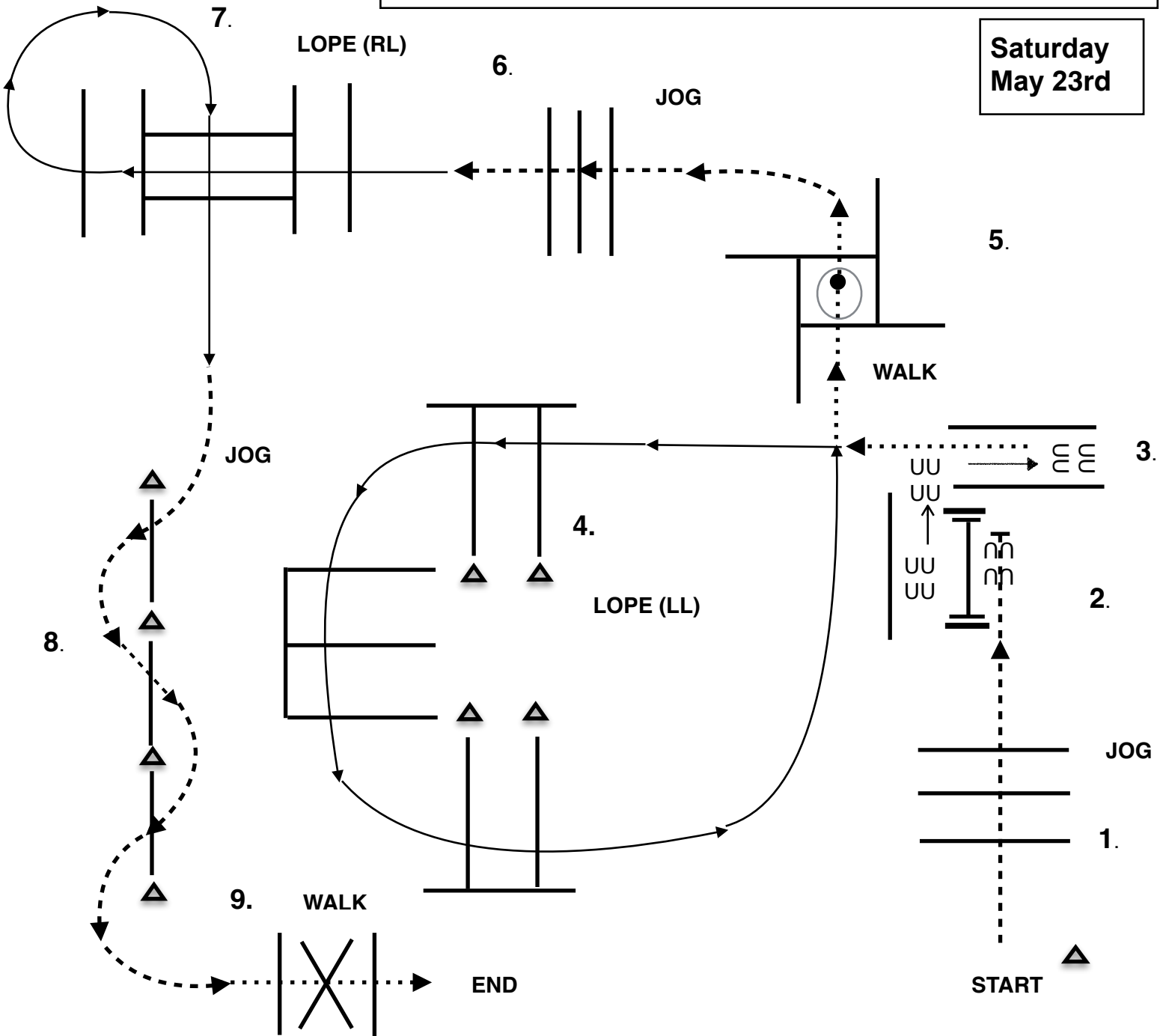
1. Jog over poles to the Gate.
2. Work Left Hand Gate. Walk over pole, close gate.
3. Back into the chute. Walk out of the chute
4. Walk into the Box and Execute 360 degree turn either way, Walk out.
5. Jog over poles.
6. WALK over poles through the box and around through the box again as shown.
7. Jog over poles.
8. Walk over poles to end pattern.

WALK	.....
JOG	-----
LOPE	_____

# TriStar May Graduation Show

**ALL TRAIL (EXCEPT Walk Trot and in-hand classes)**

**Saturday  
May 23rd**

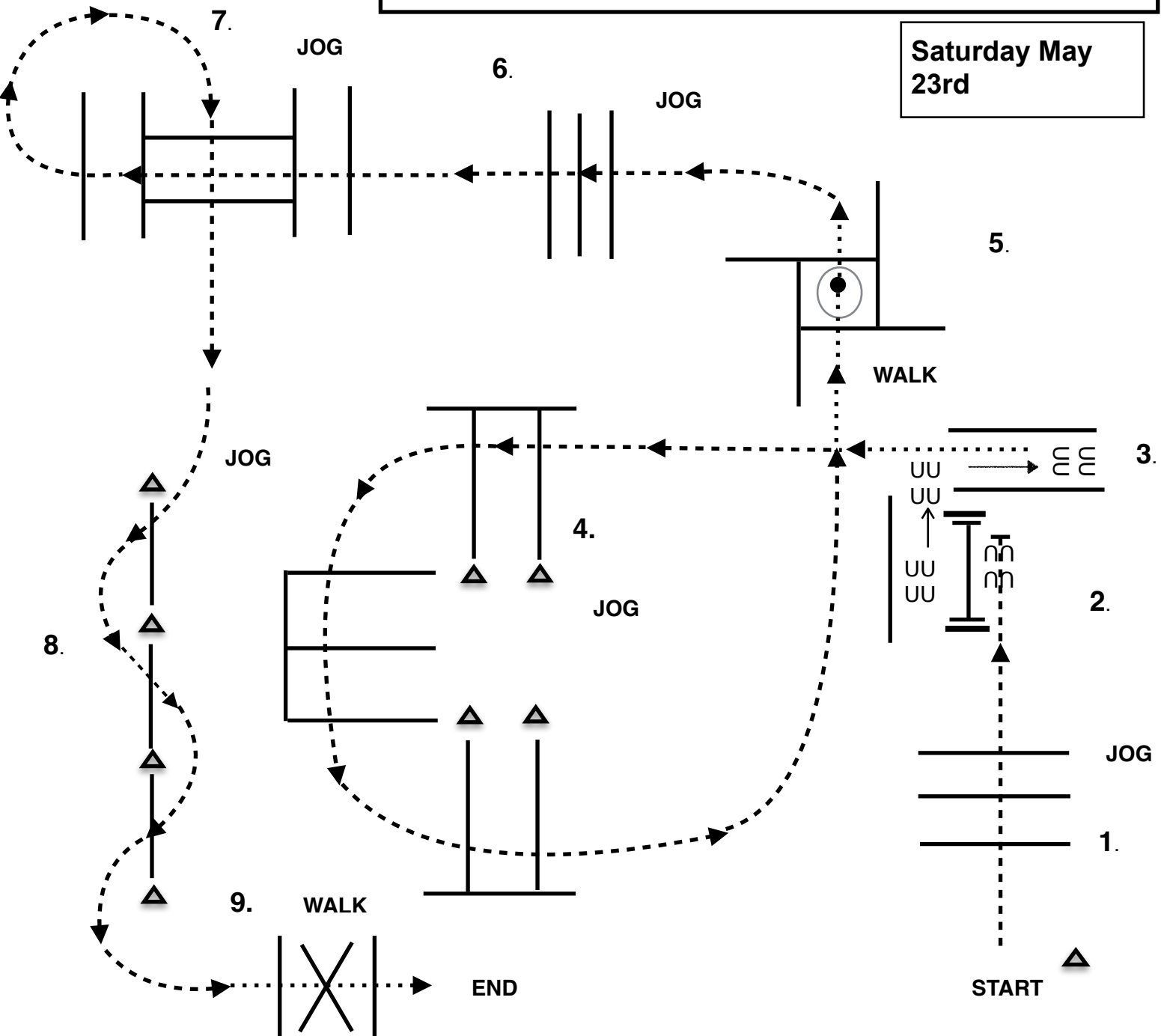


1. Jog over poles to the Gate.
2. Work Left Hand Gate. Walk over pole, close gate.
3. Back into the chute. Walk out of the chute
4. Lope Left Lead over the poles as shown.
5. Stop or Walk into the Box and execute 360 degree turn either way, Walk out.
6. Jog over poles.
7. Lope Right Lead over poles through the box and around through the box again as shown.
8. Jog over poles.
9. Walk over poles to end pattern.

WALK	.....
JOG	-----
LOPE	_____

# TriStar May Graduation Circuit All Walk/Trot

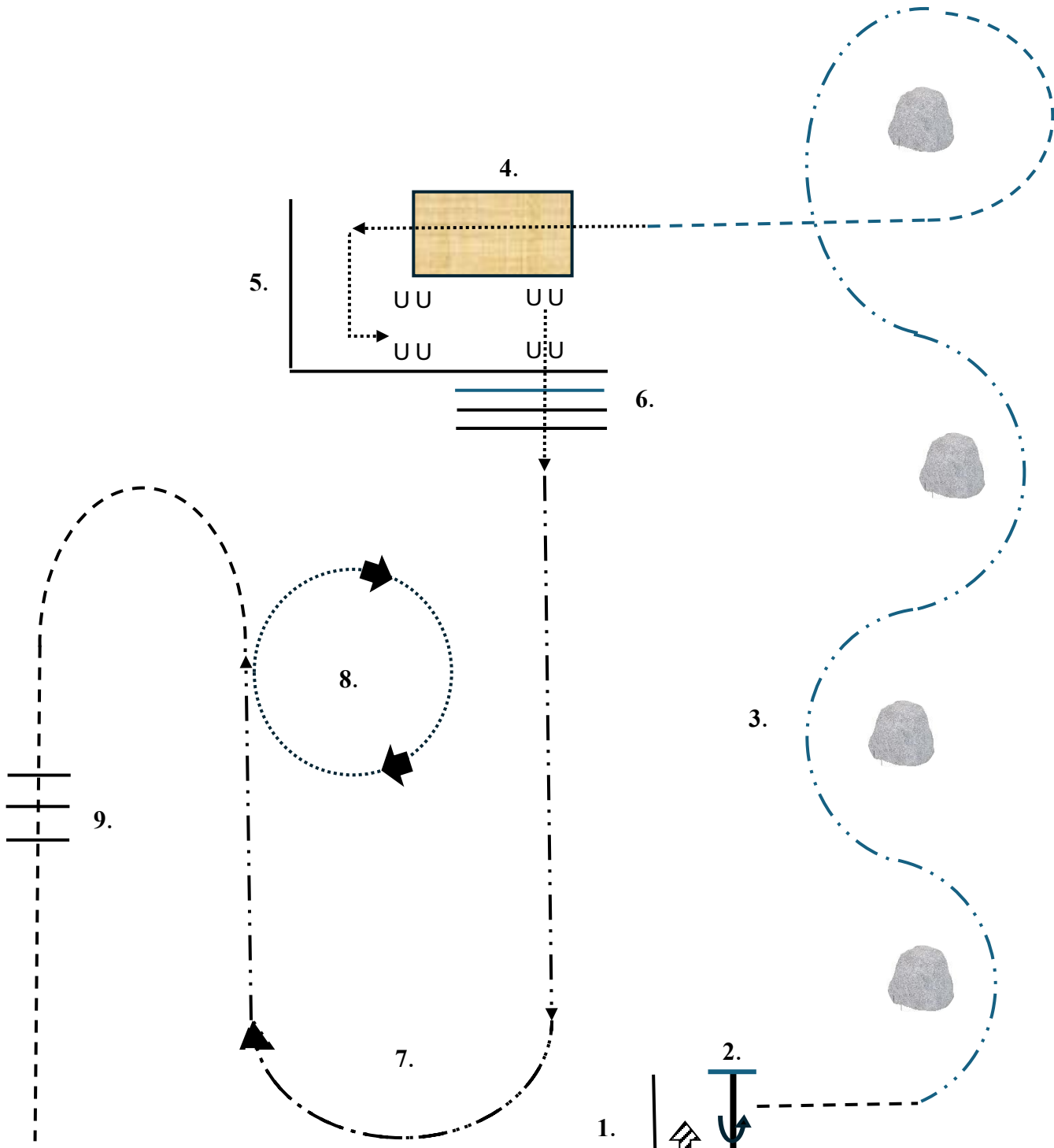
Saturday May  
23rd



1. Jog over poles to the Gate.
2. Work Left Hand Gate. Walk over pole, close gate. **Small Fry Do Not Work Gate.**
3. Back into the chute. Walk out of the chute
4. Jog over the poles as shown.
5. Walk into the Box and Execute 360 degree turn either way, Walk out.
6. Jog over poles.
7. Jog over poles through the box and around through the box again as shown.
8. Jog over poles.
9. Walk over poles to end pattern.

WALK	.....
JOG	-----
LOPE	_____

# Walk Trot Ranch Trail

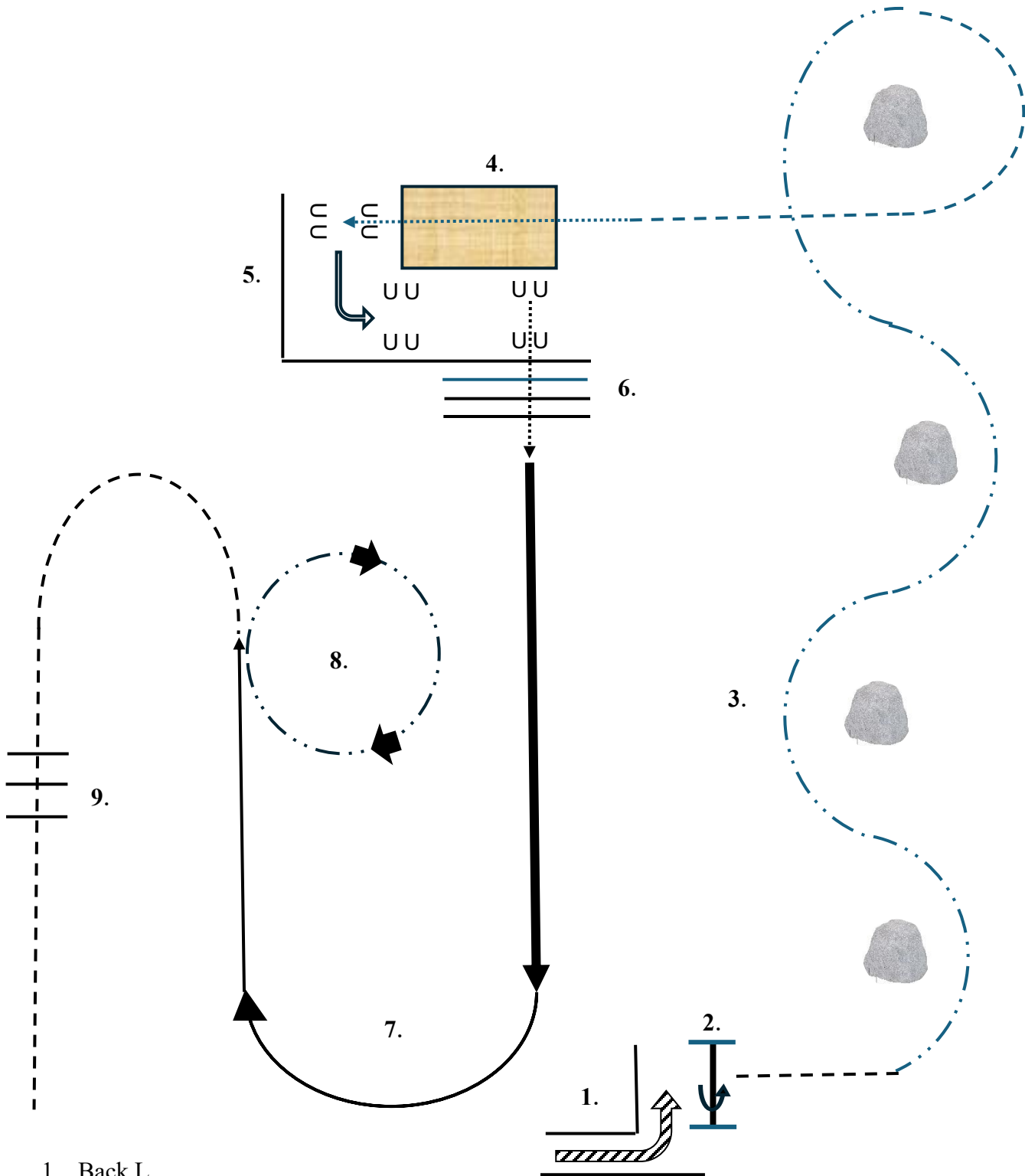


1. Back L
2. Ride through open gate
3. Trot, ext. trot serpentine, trot
4. Walk over bridge
5. Step off bridge, turn 90°, walk forward, side pass left
6. Walk over logs
7. Ext Trot to drag
8. NOVICE classes pick up rope and trot or walk circle
9. Trot over logs

Walk	.....
Trot	-----
Extended Trot	- . - . - .
Lope	=====
Extended Lope	—————



# All Ranch Trail



1. Back L
2. Work gate
3. Trot, ext trot serpentine, trot
4. Walk bridge
5. Side pass L to the left
6. Walk over logs
7. Ext lope, lope to drag
8. Drag log. NOVICE and YOUTH classes pick up rope and trot circle
9. Trot over logs

Walk	.....
Trot	-----
Extended Trot	- . - . - .
Lope	=====
Extended Lope	—————



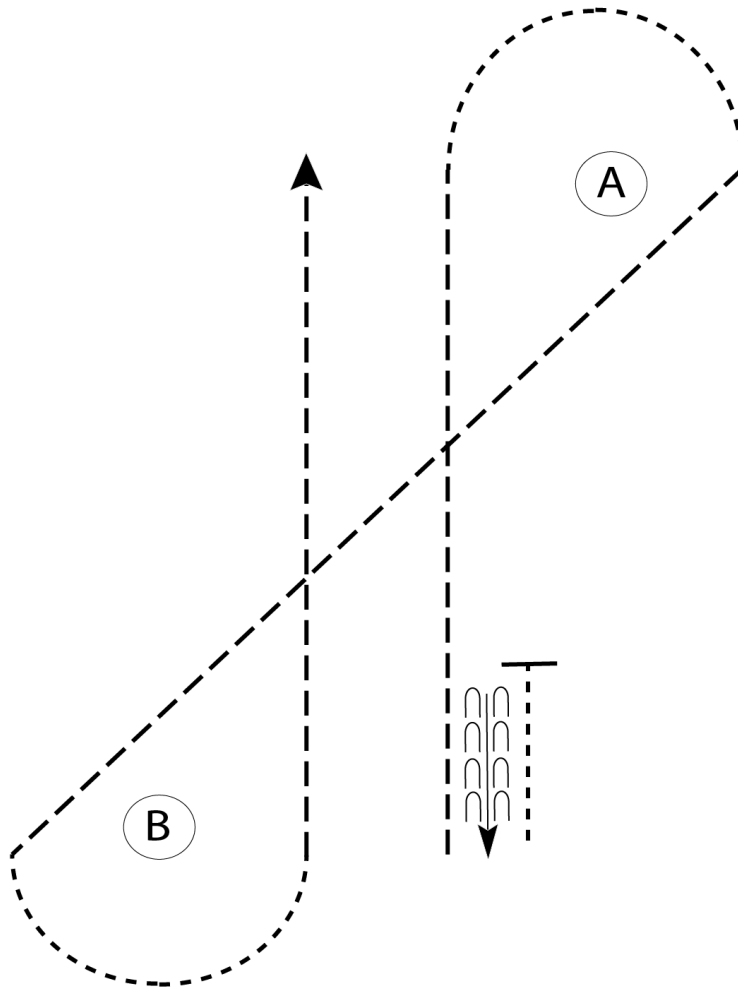
# TriStar May Graduation Horse Show

## Western Horsemanship (All Walk Trot)

Show Date: May 23-24, 2026

w w w . H o r s e S h o w P a t t e r n s . c o m

w w w . H o r s e S h o w P a t t e r n s . c o m



Be ready lined up to A.

1. Walk approximately 2 horse lengths toward A.
2. Stop and back until even with B.
3. Jog to A.
4. Walk around A as shown.
5. Jog to B.
6. Walk around B.
7. Jog in a straight line as shown.
8. Pattern is over once you have passed A.

Follow the instructions of your ring steward.

<b>Walk</b>	-----
<b>Jog</b>	- - - - -
<b>Extended Jog</b>	— — — —
<b>Lope</b>	
<b>Lead Change</b>	— / —
<b>Back</b>	← — — — —
<b>Marker</b>	⊙ B

[WH/WT-92]

**Pattern Provided by:**

*Management*

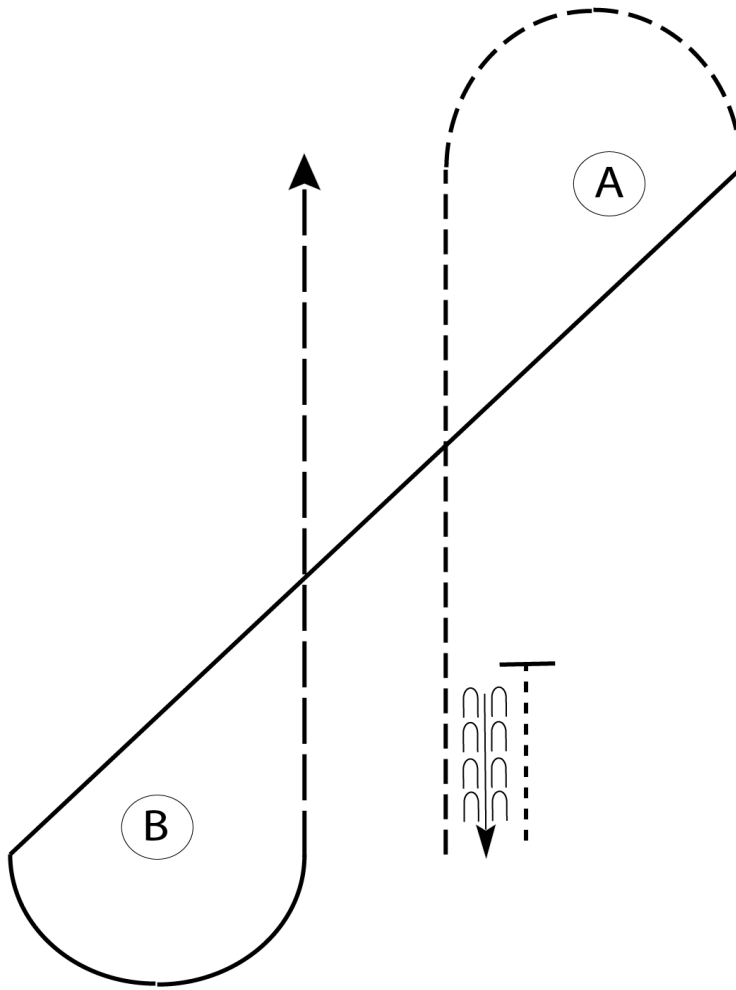
# TriStar May Graduation Horse Show

Western Horsemanship (Yth 13& under, All Novice)

Show Date: May 23-24, 2026

w w w . H o r s e S h o w P a t t e r n s . c o m

w w w . H o r s e S h o w P a t t e r n s . c o m



Be ready lined up to A.

1. Walk approximately 2 horse lengths toward A.
2. Stop and back until even with B.
3. Jog to and around A.
4. Lope on the left lead to and around B.
5. Extended jog in a straight line.
6. Pattern is over once you have passed A.

Follow the instructions of your ring steward.

Walk	-----
Jog	- - - - -
Extended Jog	— — — —
Lope	
Lead Change	— / —
Back	← u u u u
Marker	⊙ B

[WH/1-92]

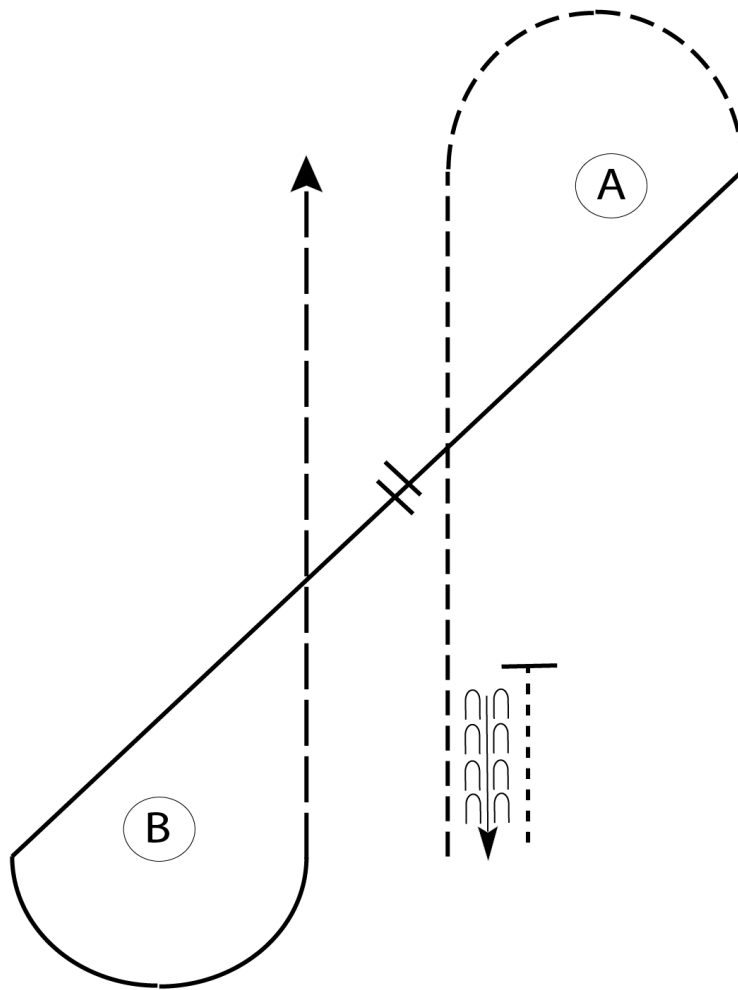
Pattern Provided by:

*Management*

# TriStar May Graduation Horse Show

## Western Horsemanship (Yth 14-18, All Amateur)

Show Date: May 23-24, 2026



Be ready lined up to A.

1. Walk approximately 2 horse lengths toward A.
2. Stop and back until even with B.
3. Jog to and around A.
4. Lope on the right lead halfway to B.
5. Perform a simple lead change halfway to B and lope to and around B.
6. Extended jog in a straight line.
7. Pattern is over once you have passed A.

Follow the instructions of your ring steward.

Walk	-----
Jog	- - - - -
Extended Jog	— — — —
Lope	
Lead Change	⌘
Back	←
Marker	⊙ B

[WH/2-92]

Pattern Provided by:  
*Management*

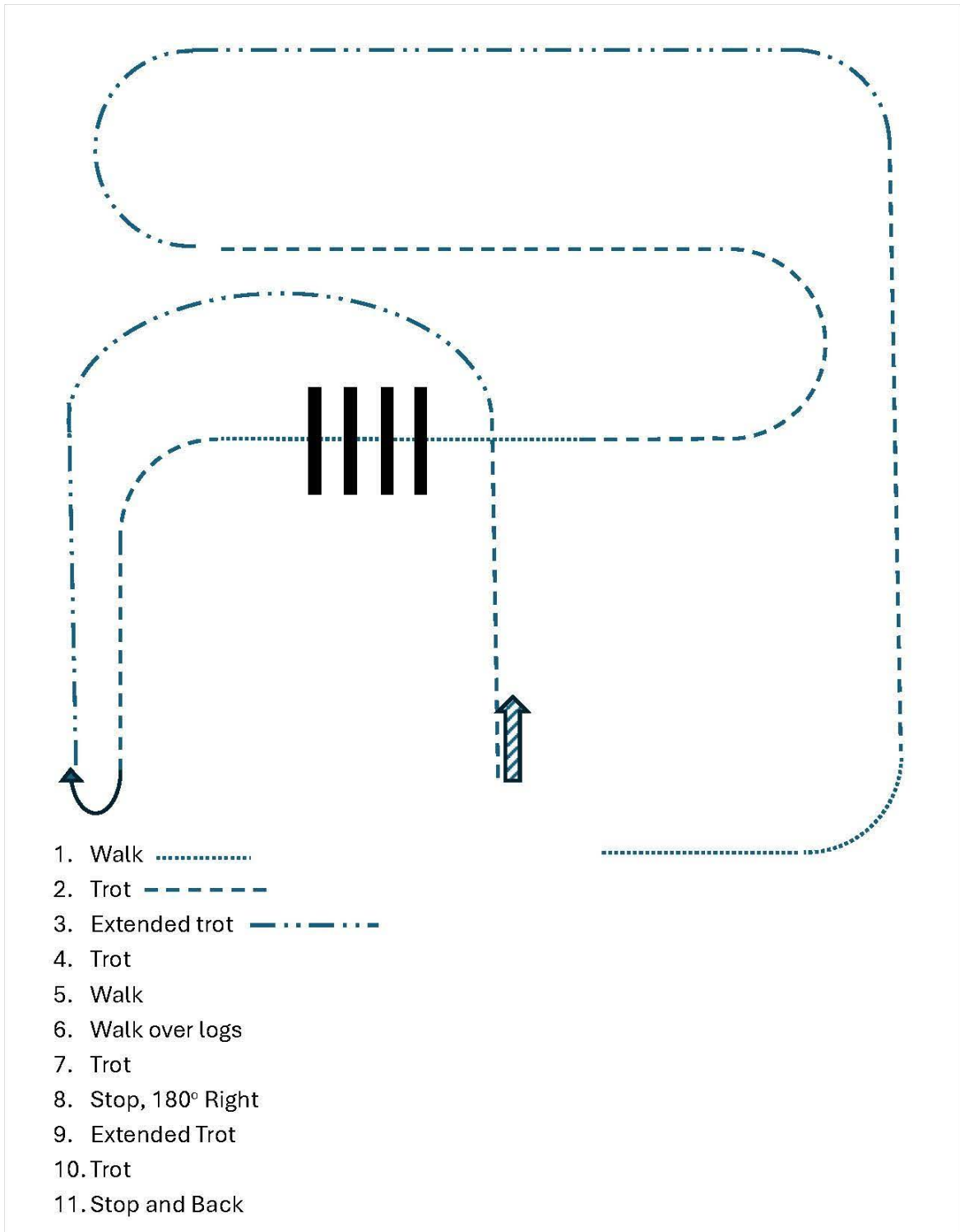
w w w . H o r s e S h o w P a t t e r n s . c o m

w w w . H o r s e S h o w P a t t e r n s . c o m

# TriStar May Graduation Horse Show

## All Walk Trot Ranch Riding

Show Date: May 23-24, 2026



**Pattern Provided by:**

*Management*

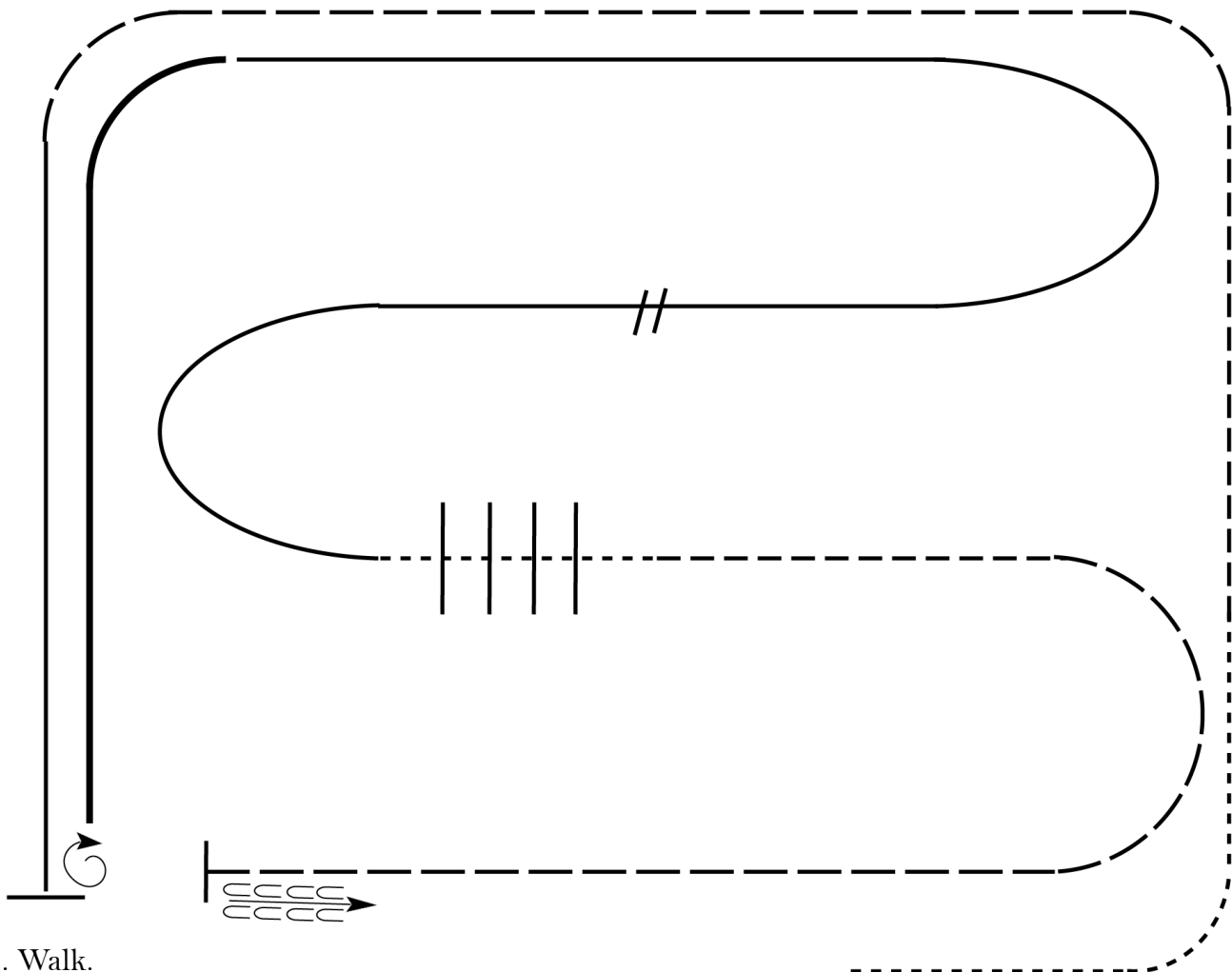
# TriStar May Graduation Horse Show

## Ranch Riding (All Ranch Riding (Except W/T))

Show Date: May 23-24, 2026

www.HorseShowPatterns.com

www.HorseShowPatterns.com



1. Walk.
2. Trot
3. Extended trot.
4. Left lead lope
5. Stop, 1 1/2 turn right
6. Extended lope
7. Collect to working lope-right lead
8. Change leads (simple or flying)
9. Walk
10. Walk over logs
11. Trot
12. Extended trot
13. Stop and back

<b>Walk</b>	-----
<b>Jog</b>	-----
<b>Extended Jog</b>	-----
<b>Lope</b>	-----
<b>Lead Change</b>	//
<b>Back</b>	←←←←
<b>Marker</b>	(B)

[RR/2]

Pattern Provided by:  
*Management*

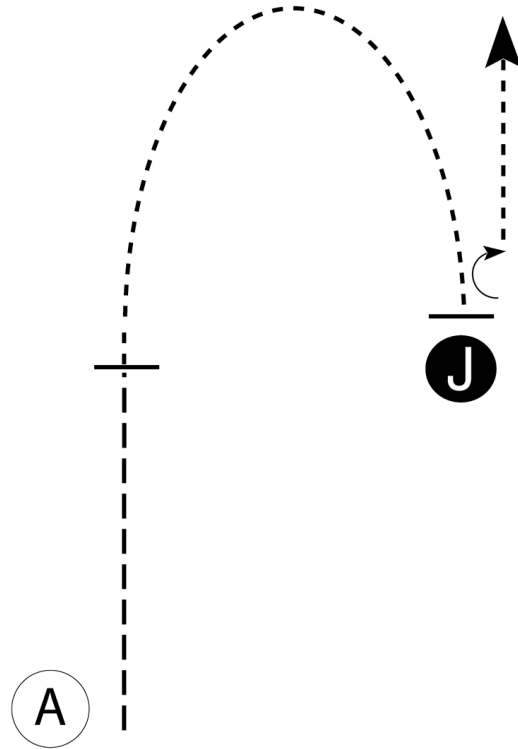
# TriStar May Graduation Horse Show

## Showmanship (Youth 9 and Under)

Show Date: May 23-24, 2026

w w w . H o r s e S h o w P a t t e r n s . c o m

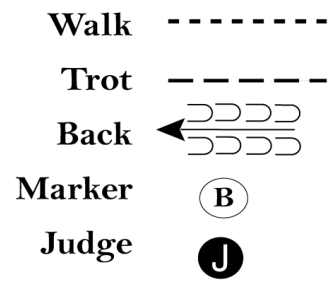
w w w . H o r s e S h o w P a t t e r n s . c o m



Be ready at A.

1. When acknowledged, trot until even with Judge.
2. Stop and pause briefly.
3. Walk in a half circle to Judge.
4. Stop and set up for inspection.
5. When dismissed, perform a 180 degree turn and walk straight away from judge.

Follow the instructions of your ring steward.



[S/WT-68]

Pattern Provided by:

*Management*

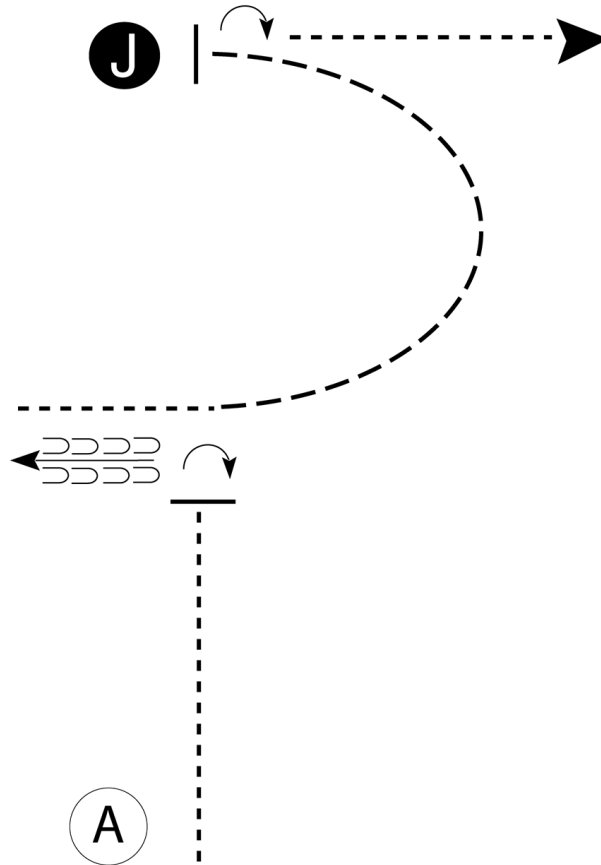
# TriStar May Graduation Horse Show

Showmanship (13 and under, and all Novice Classes)

Show Date: May 23-24, 2026

w w w . H o r s e S h o w P a t t e r n s . c o m

w w w . H o r s e S h o w P a t t e r n s . c o m



Be ready at A.

1. When acknowledged, walk half way to Judge.
2. Stop and perform a 1/4 turn.
3. Back approximately one horse length.
4. Walk until even with Judge.
5. Trot in a half circle to Judge.
6. Stop and set up for inspection.
7. When dismissed, perform a 1/2 turn and walk straight away from Judge.

Walk	-----
Trot	- - - - -
Back	← ⊃ ⊃ ⊃ ⊃ ⊃ ⊃
Marker	(B)
Judge	(J)

Follow the instructions of your ring steward.

Pattern Provided by:  
*Management*

[S/1-80]

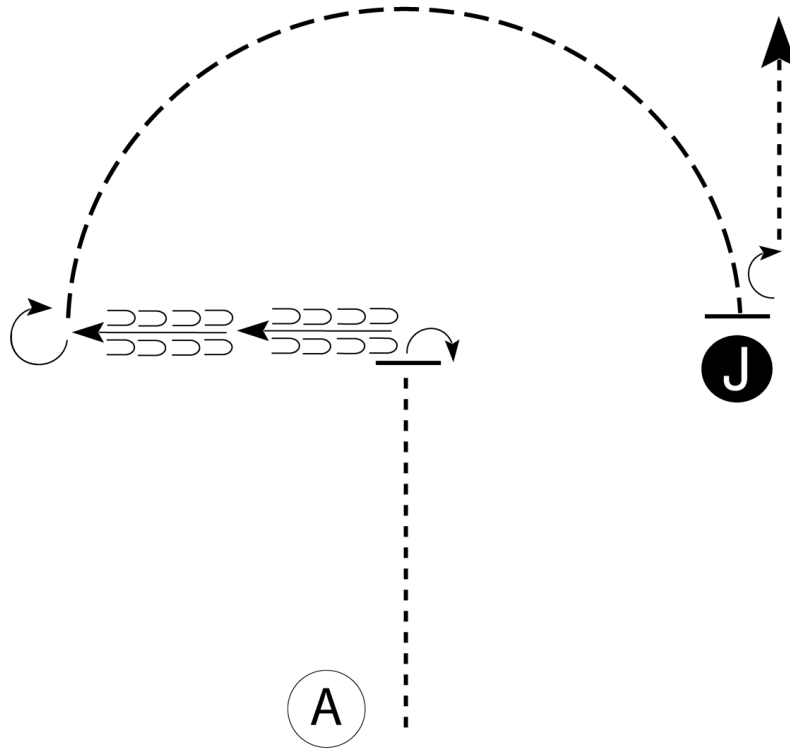
# TriStar May Graduation Horse Show

## Showmanship (Open, Yth 14-18, All Amateur)

Show Date: May 23-24, 2026

w w w . H o r s e S h o w P a t t e r n s . c o m

w w w . H o r s e S h o w P a t t e r n s . c o m



Be ready at A.

1. When acknowledged, walk until horse's hip is even with Judge.
2. Perform a 90 degree turn.
3. Back approximately two horse lengths.
4. Stop and perform a 270 degree turn.
5. Trot in a half circle to Judge.
6. Stop and set up for inspection.
7. When dismissed, perform a 180 degree turn and walk straight away from judge.

- Walk -----
- Trot - - - - -
- Back ← -----
- Marker (B)
- Judge (J)

Follow the instructions of your ring steward.

[S/2-68]

Pattern Provided by:  
*Management*

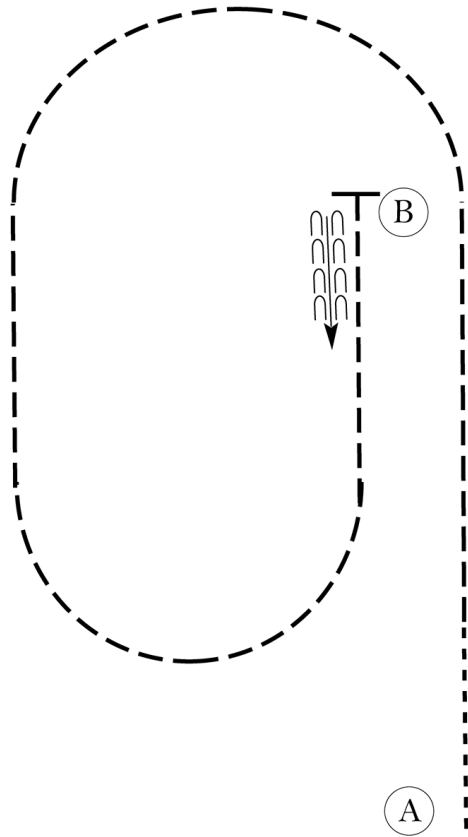
# TriStar May Graduation Horse Show

## Hunt Seat Equitation (All Walk Trot)

Show Date: May 23-24, 2026

w w w . H o r s e S h o w P a t t e r n s . c o m

w w w . H o r s e S h o w P a t t e r n s . c o m



Be ready at A.

1. Walk two horse lengths from A.
2. Posting trot on the left diagonal to B.
3. Change diagonals and posting trot on the right diagonal in a half circle and then in a straight line until halfway between B and A.
4. Sitting trot a half circle and then a straight line to B.
5. Stop and back approximately one horse length.

Follow the instructions of your ring steward.

Walk	-----
Trot	- - - - -
Extended Trot	— — — — —
Canter	—————
Leg Yield	
Lead Change	— / —
Back	← ← ← ← ←
Marker	⊙ B
Sidepass	← — — — — →
Hand Gallop	— — — — —

[HSE/WT-58]

Pattern Provided by:

*Management*

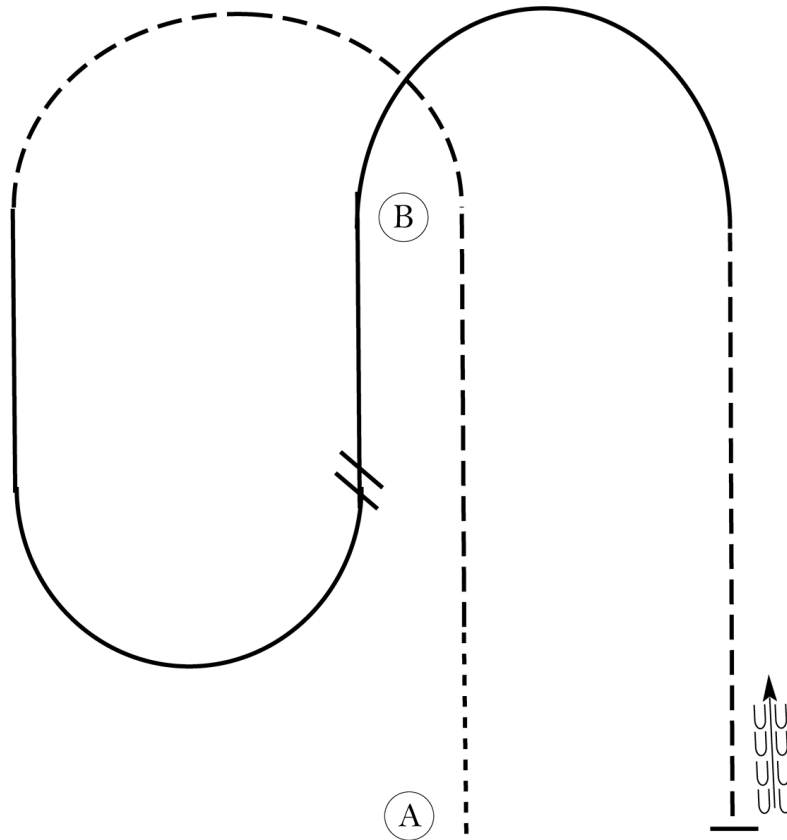
# TriStar May Graduation Horse Show

## Hunt Seat Equitation ( 13&U, All Novice Classes)

Show Date: May 23-24,2026

w w w . H o r s e S h o w P a t t e r n s . c o m

w w w . H o r s e S h o w P a t t e r n s . c o m



Be ready at A.

1. Walk two horse lengths from A.
2. Sitting trot to B.
3. Posting trot a half circle on the right diagonal until even with B.
4. Canter a straight line and then a half circle on the left lead until halfway between A and B.
5. Perform a simple lead change.
6. Canter on the right lead to B and then in a half circle until even with B.
7. Posting trot on the left diagonal until even with A.
8. Stop and back approximately one horse length.

Follow the instructions of your ring steward.

Walk	-----
Trot	- - - - -
Extended Trot	-----
Canter	—————
Leg Yield	
Lead Change	— / —
Back	← ← ← ← ←
Marker	(B)
Sidepass	← — — — — →
Hand Gallop	—————

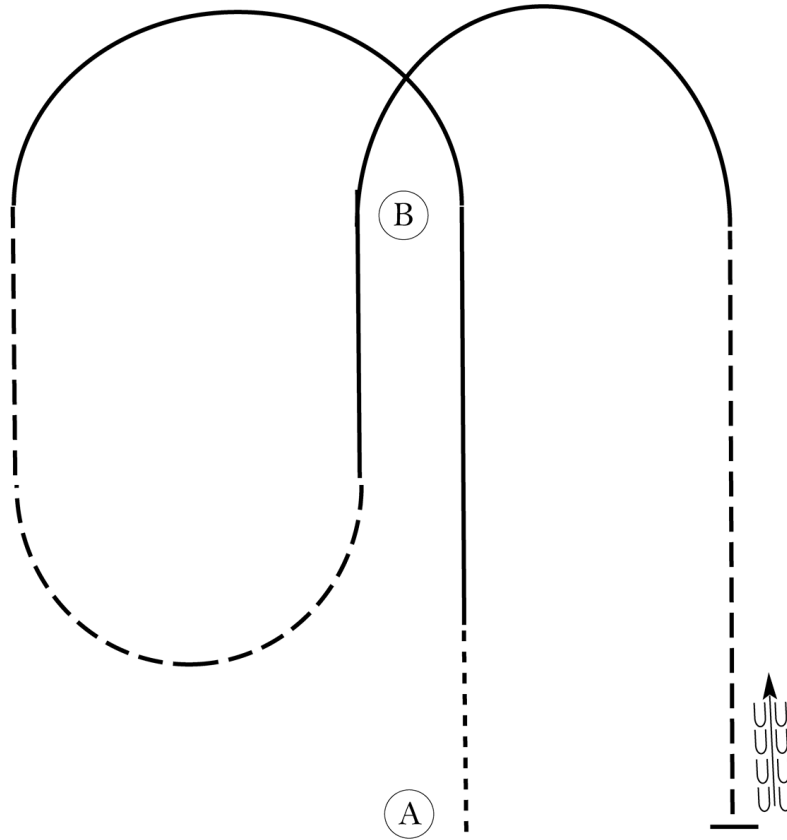
[HSE/1-58]

**Pattern Provided by:**  
*Management*

# TriStar May Graduation Horse Show

## Hunt Seat Equitation (Yth 14-18, All Amateur)

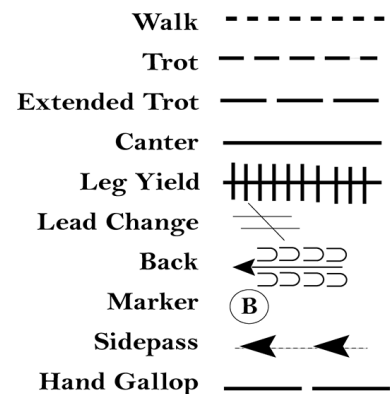
Show Date: May 23-24, 2026



Be ready at A.

1. Walk two horse lengths from A.
2. Canter on the left lead to B. Continue to canter a half circle until even with B.
3. Trot on the right diagonal until halfway between A and B. Continue to trot a half circle until halfway between A and B.
4. Canter on the right lead to B and then canter a half circle until even with B.
5. Trot on the left diagonal until even with A.
6. Stop and back approximately one horse length.

Follow the instructions of your ring steward.



[HSE/2-58]

Pattern Provided by:  
*Management*

w w w . H o r s e S h o w P a t t e r n s . c o m

w w w . H o r s e S h o w P a t t e r n s . c o m