


Tri Star Horse Show

2026 April Spring Show

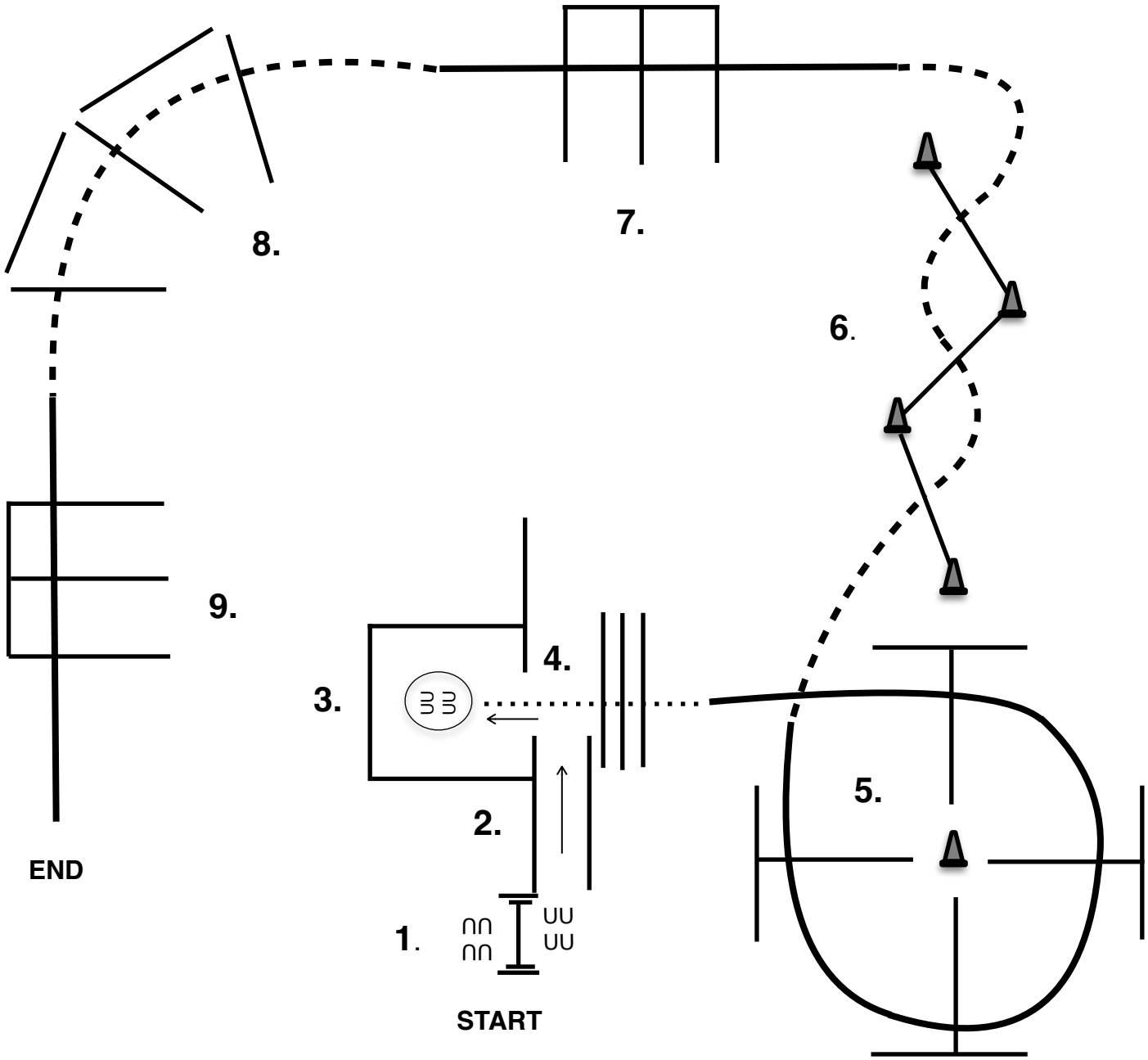
April 11-12, 2026
Tennessee Miller Coliseum

Murfreesboro, TN

Pattern Book



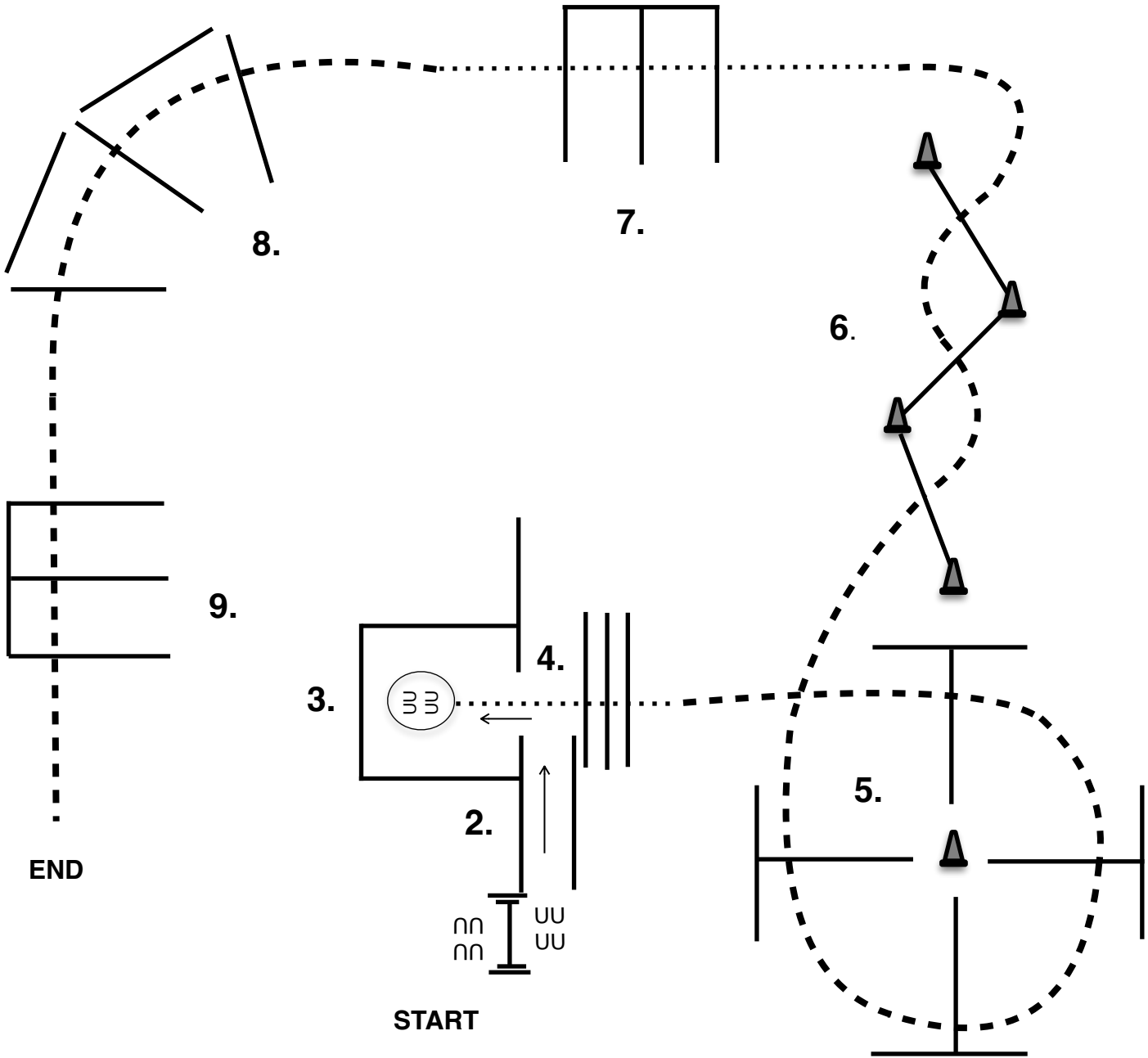
ALL TRAIL (Except Small Fry - Am W/T - W/T)



1. Work Right Hand Gate.
2. Back through Chute and into Box.
3. Execute 360° turn either direction.
4. Walk out over poles.
5. Lope Right Lead over poles.
6. Jog over poles as shown.
7. Lope Left Lead over poles.
8. Jog over poles.
9. Lope Left Lead over poles. Stop to End Pattern.

WALK
JOG	- - - - -
LOPE	—————

Small Fry - Am W/T - W/T Trail

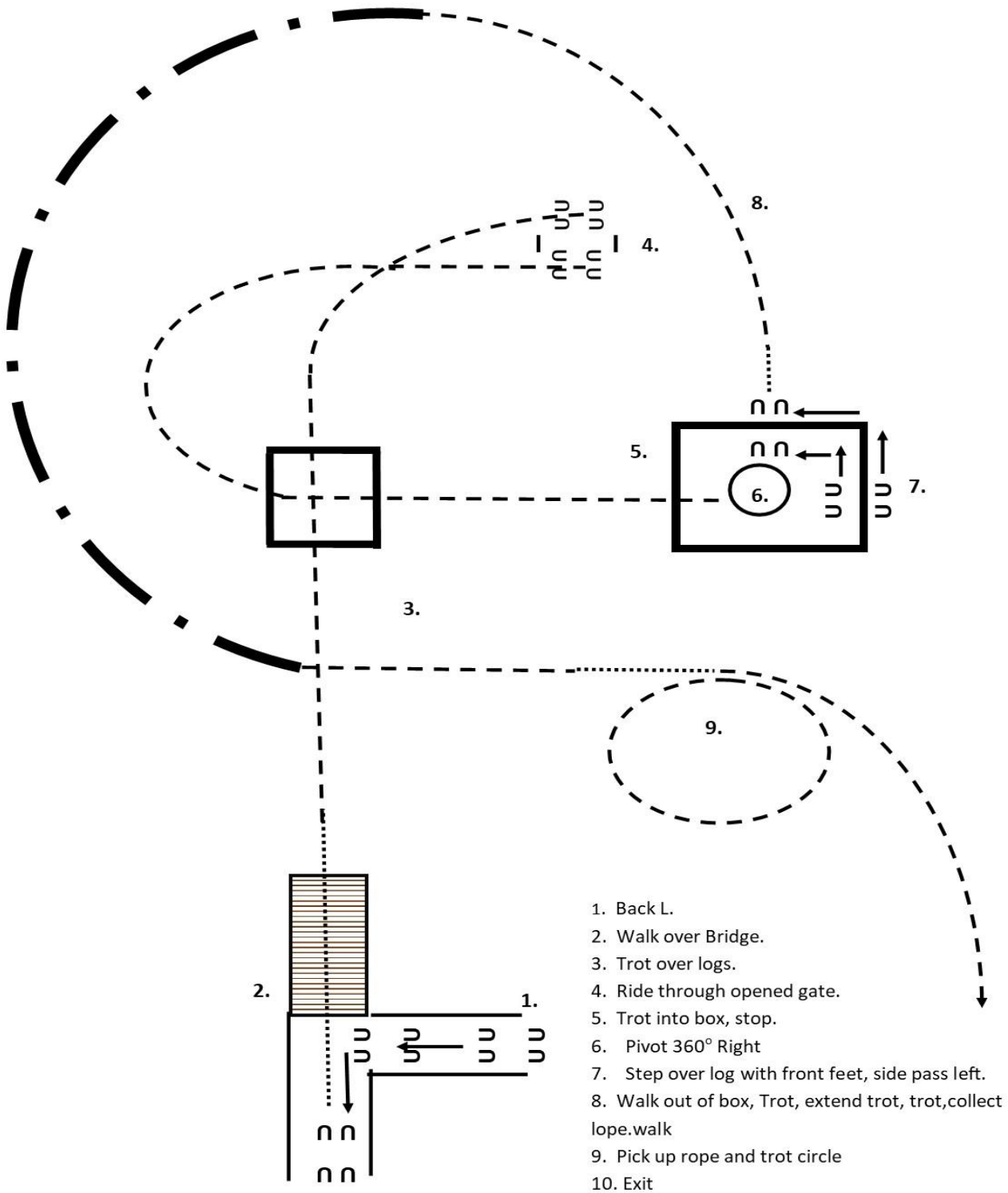


1. Work Right Hand Gate.
2. Back through Chute and into Box.
3. Execute 360° turn either direction.
4. Walk out over poles.
5. Jog over poles.
6. Jog over poles as shown.
7. Walk over poles.
8. Jog over poles.
9. Jog over poles. Stop to End Pattern.

WALK
JOG	- - - - -
LOPE	—————

Tri Star April Show Ranch Trail

Walk Trot Amateur, Walk Trot Youth



1. Back L.
2. Walk over Bridge.
3. Trot over logs.
4. Ride through opened gate.
5. Trot into box, stop.
6. Pivot 360° Right
7. Step over log with front feet, side pass left.
8. Walk out of box, Trot, extend trot, trot, collect lope, walk
9. Pick up rope and trot circle
10. Exit

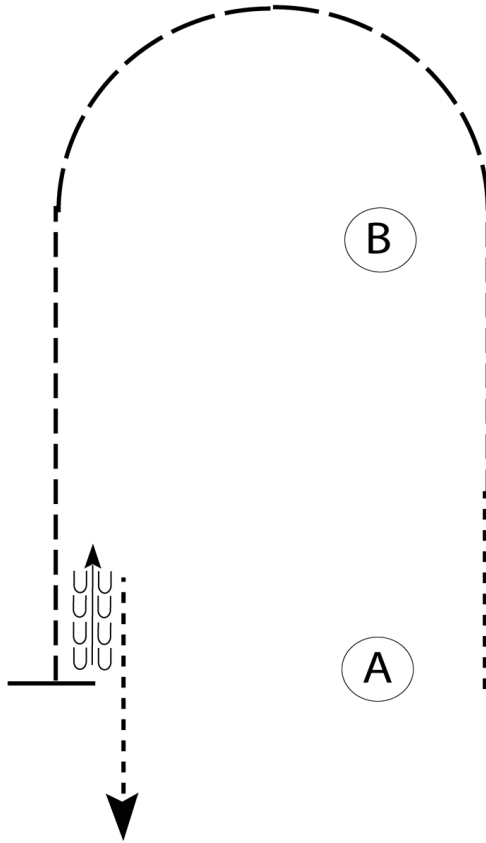
TriStar Spring Horse Show

Horsemanship (WT- 9/Under, 10-18, 19 & Over)

Show Date: 4/11-12/2026

w w w . H o r s e S h o w P a t t e r n s . c o m

w w w . H o r s e S h o w P a t t e r n s . c o m



Be ready at A.

1. When acknowledged, walk two horse lengths from A.
2. Jog to B.
3. Extended jog in a half circle until even with B.
4. Jog until even with A.
5. Stop even with A and back approximately one horse length.
6. Exit pattern at a walk.

Follow the instructions of your ring steward.

Walk	-----
Jog	- - - - -
Extended Jog	— — — —
Lope	— — — —
Lead Change	—/—\—/—\
Back	← — — — —
Marker	ⓑ

[WH/WT-83]

Pattern Provided by:

Laska Anderson

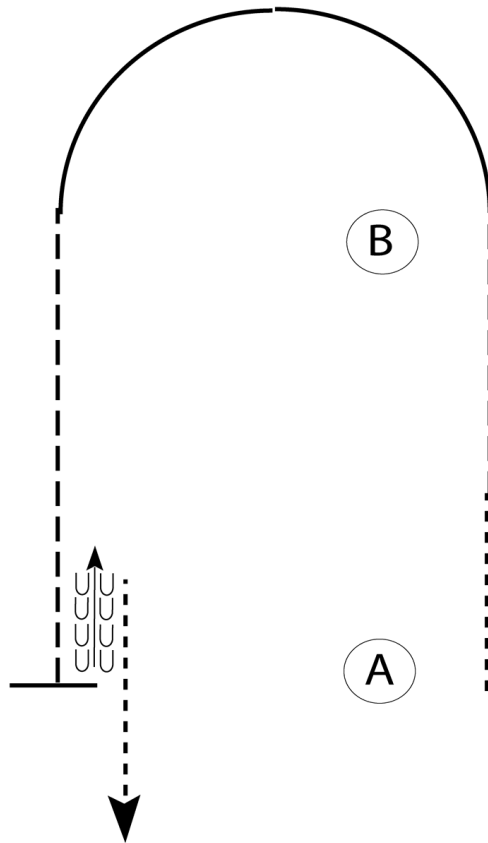
TriStar Spring Horse Show

Horsemanship (Novice - Youth/AM)

Show Date: 4/11-12/2026

w w w . H o r s e S h o w P a t t e r n s . c o m

w w w . H o r s e S h o w P a t t e r n s . c o m



Be ready at A.

1. When acknowledged, walk two horse lengths from A.
2. Jog to B.
3. Lope on the left lead in a half circle until even with B.
4. Jog until even with A.
5. Stop even with A and back approximately one horse length.
6. Exit pattern at a walk.

Follow the instructions of your ring steward.

Walk	-----
Jog	- - - - -
Extended Jog	- - - - -
Lope	—————
Lead Change	
Back	
Marker	(B)

[WH/1-83]

Pattern Provided by:

Laska Anderson

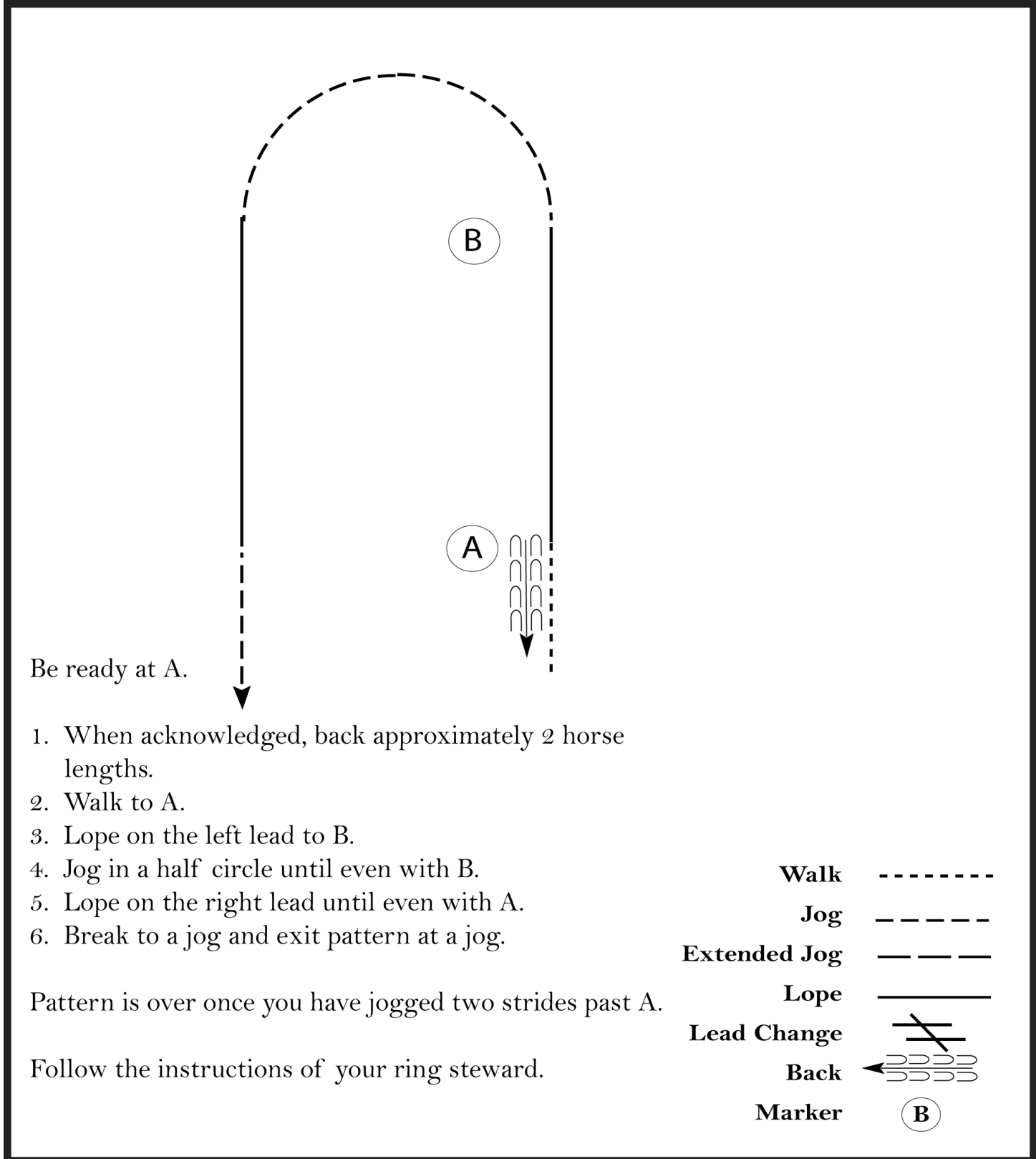
TriStar Spring Horse Show

Horsemanship (13/Under, 14-18, 19-49, 50/Over)

Show Date: 4/11-12/2026

w w w . H o r s e S h o w P a t t e r n s . c o m

w w w . H o r s e S h o w P a t t e r n s . c o m






Be ready at A.

1. When acknowledged, back approximately 2 horse lengths.
2. Walk to A.
3. Lope on the left lead to B.
4. Jog in a half circle until even with B.
5. Lope on the right lead until even with A.
6. Break to a jog and exit pattern at a jog.

Pattern is over once you have jogged two strides past A.

Follow the instructions of your ring steward.

- Walk (dotted line)
- Jog - - - - - (dashed line)
- Extended Jog - - - - - (long dashed line)
- Lope _____ (solid line)
- Lead Change 
- Back 
- Marker (B) 

[WH/2-83]

Pattern Provided by:

Laska Anderson

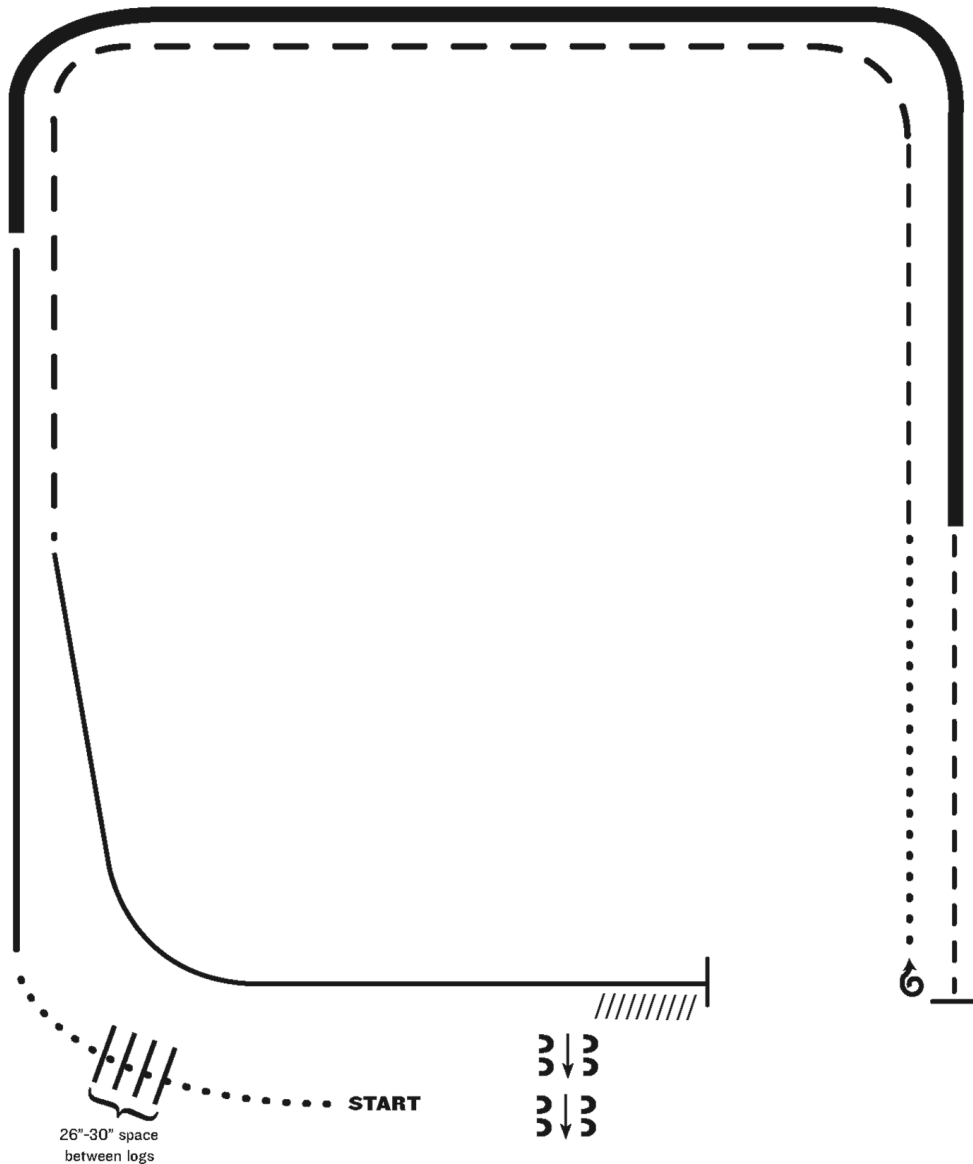
TriStar Spring Horse Show

All Ranch Riding (except WT)

Show Date: 4/11-12/2026

w w w . H o r s e S h o w P a t t e r n s . c o m

w w w . H o r s e S h o w P a t t e r n s . c o m



1. Walk
2. Walk over logs
3. Lope right lead
4. Extended lope (right lead)
5. Trot
6. Stop, 1 1/2 turns right
7. Walk
8. Trot
9. Extended trot
10. Lope left lead
11. Stop and Back
12. Side pass right

Note: The drawn description of this pattern is only intended for the general depiction of the pattern. Exhibitors should utilize the arena space to best exhibit their horses.

[RR/AQHA-6]

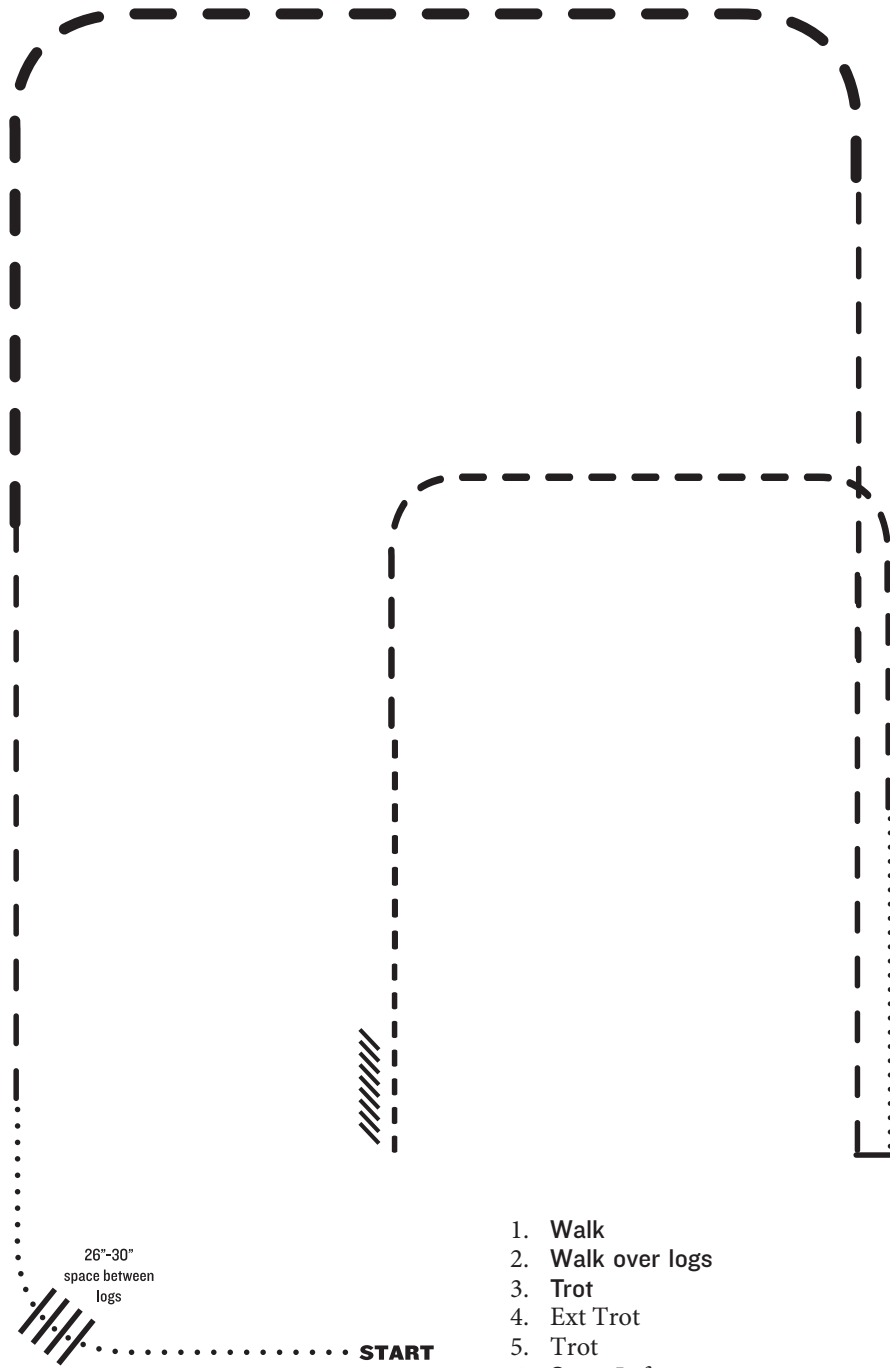
Pattern Provided by:

Laska Anderson

WT RANCH RIDING - PATTERN 6

LEGEND

- Walk
- • • Extended Walk
- - - Trot
- - - Extended Trot
- Lope
- Extended Lope
- //// Back
- \\ Lead Change



1. Walk
2. Walk over logs
3. Trot
4. Ext Trot
5. Trot
6. Stop, Left turn
7. Walk
8. Extended trot
9. Trot
10. Stop and back

Note: The drawn description of this pattern is only intended for the general depiction of the pattern. Exhibitors should utilize the arena space to best exhibit their horses.

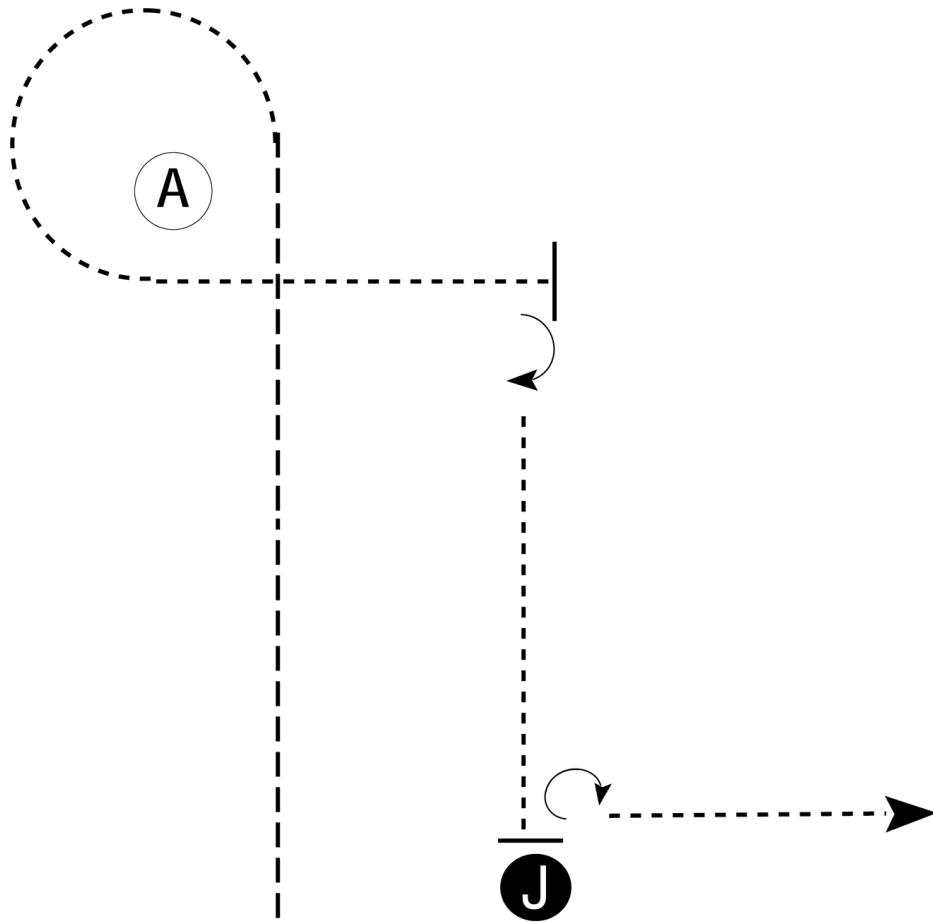
TriStar Spring Horse Show

Showmanship (9 & Under)

Show Date: 4/11-12/2026

w w w . H o r s e S h o w P a t t e r n s . c o m

w w w . H o r s e S h o w P a t t e r n s . c o m



Be ready even with judge.

1. Trot to A.
2. Walk around A and until even with judge.
3. Stop and perform a 90 degree turn.
4. Walk to judge.
5. Stop and set up for inspection.
6. When dismissed, perform a 270 degree turn.
7. Walk straight away from judge.

Follow the instructions of your ring steward.

Walk	-----
Trot	- - - - -
Back	← ⊃ ⊃ ⊃ ⊃
Marker	⊙ B
Judge	● J

[S/WT-76]

Pattern Provided by:
Laska Anderson

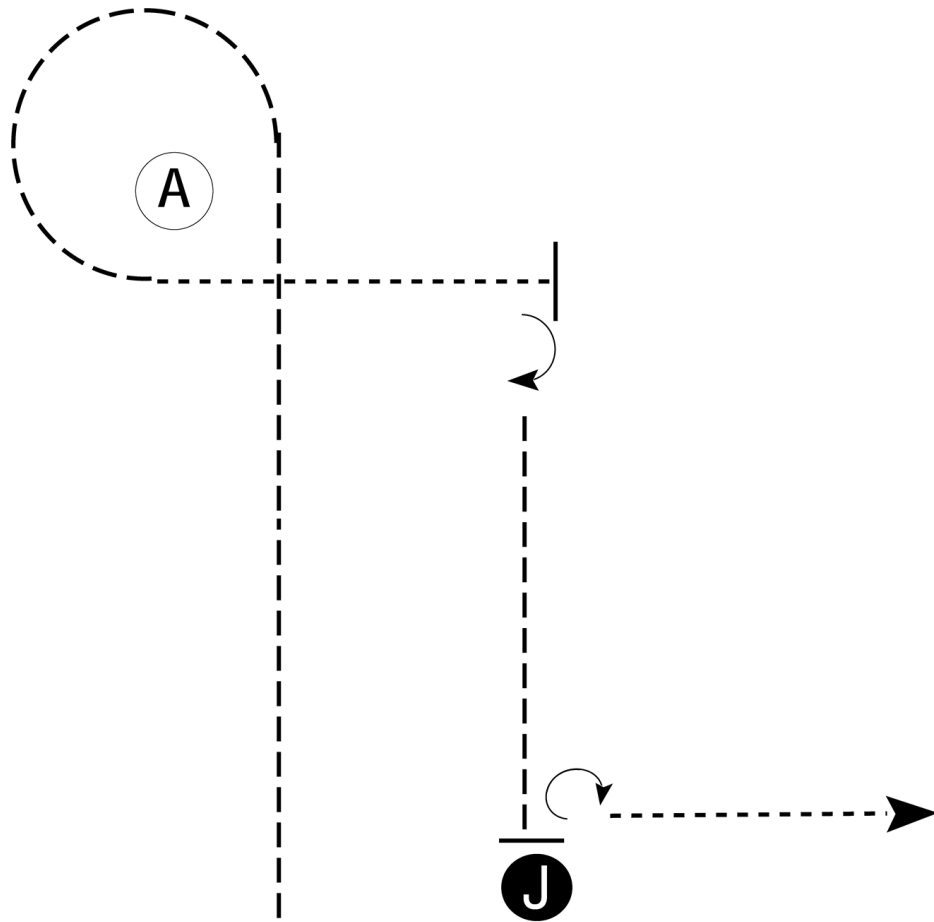
TriStar Spring Horse Show

Showmanship (All Novice Classes)

Show Date: April 11-12, 2026

w w w . H o r s e S h o w P a t t e r n s . c o m

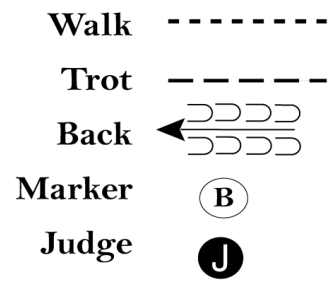
w w w . H o r s e S h o w P a t t e r n s . c o m



Be ready even with judge.

1. Trot to and around A.
2. Walk from A until even with judge.
3. Stop and perform a 90 degree turn.
4. Trot to judge.
5. Stop and set up for inspection.
6. When dismissed, perform a 270 degree turn.
7. Walk straight away from judge.

Follow the instructions of your ring steward.



[S/1-76]

Pattern Provided by:
Laska Anderson

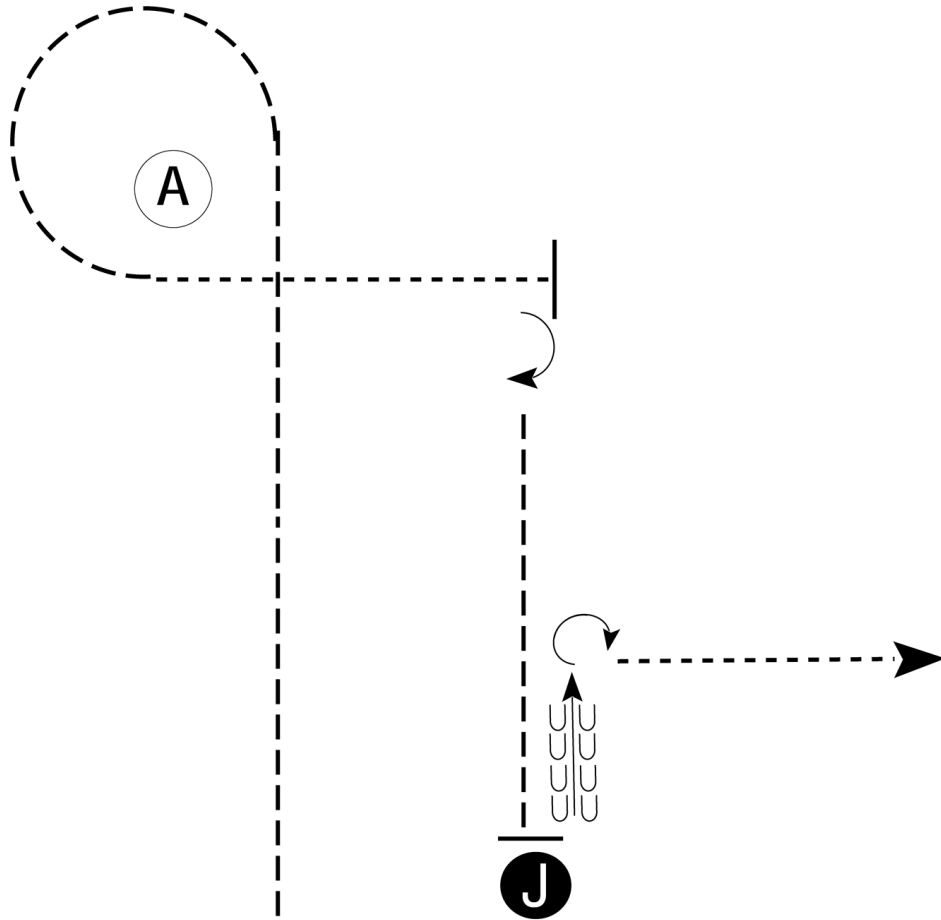
TriStar Spring Horse Show

Showmanship (Open, 13/Under, 14-18, 19-49-50/Over)

Show Date: 4/11-12/2026

w w w . H o r s e S h o w P a t t e r n s . c o m

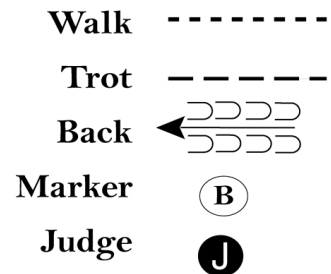
w w w . H o r s e S h o w P a t t e r n s . c o m



Be ready even with judge.

1. Trot to and around A.
2. Walk from A until even with judge.
3. Stop and perform a 90 degree turn.
4. Trot to judge.
5. Stop and set up for inspection.
6. When dismissed, back approximately 2 horse lengths.
7. Perform a 270 degree turn.
8. Walk straight away from judge.

Follow the instructions of your ring steward.



[S/2-76]

Pattern Provided by:

Laska Anderson

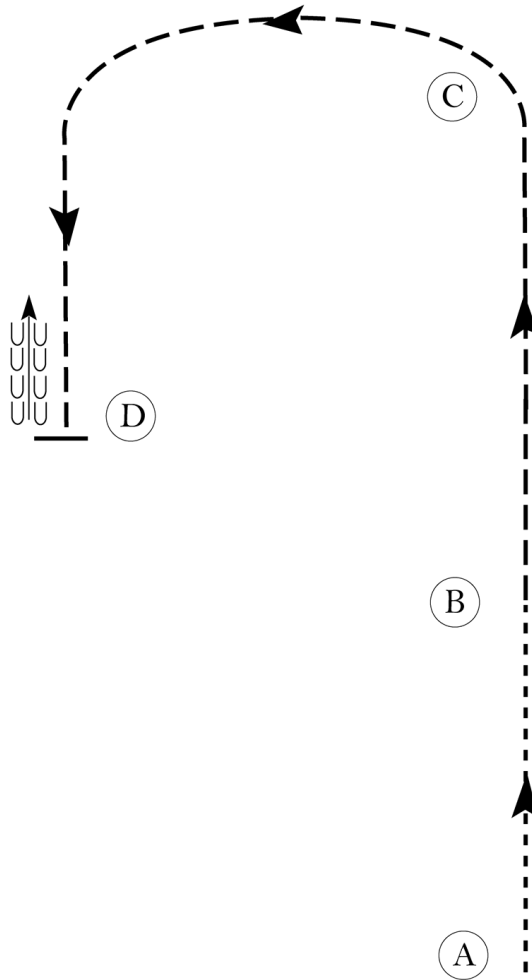
TriStar Spring Horse Show

Hunt Seat Eq. (WT - 9/Under, 18/Under, 19/Over)

Show Date: 4/11-12/2026

w w w . H o r s e S h o w P a t t e r n s . c o m

w w w . H o r s e S h o w P a t t e r n s . c o m



Be ready at A.

1. Walk from A to B.
2. Posting trot on the right diagonal from B to C.
3. At C, change diagonals and trot to D.
4. Stop and back approximately one horse length at D.

Exit at a sitting trot.

Walk	-----
Trot	- - - - -
Extended Trot	— — — —
Canter	— — — —
Leg Yield	
Lead Change	— / —
Back	← ← ← ← ←
Marker	(B)
Sidepass	← ← ← ← ←
Hand Gallop	— — — —

[HSE/WT-22]

Pattern Provided by:

Laska Anderson

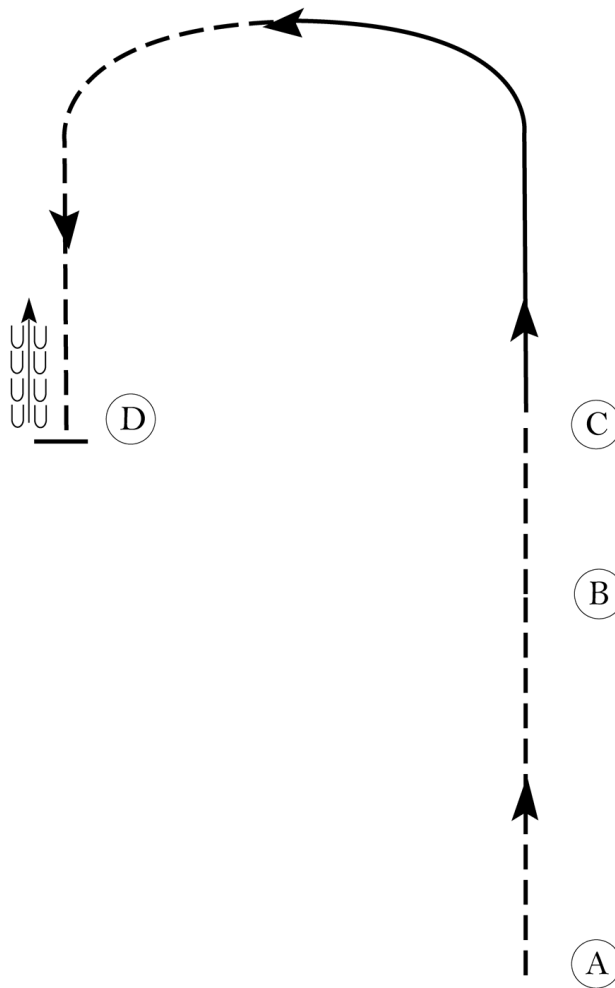
TriStar Spring Horse Show

Hunt Seat Eq. (Novice Youth/AM, 18/Under, 19-49, 50/Over)

Show Date: 4/11-12/2026

w w w . H o r s e S h o w P a t t e r n s . c o m

w w w . H o r s e S h o w P a t t e r n s . c o m



Be ready at A.

1. Posting trot on the left diagonal from A to B.
2. Sitting trot from B to C.
3. Left lead canter at C.
4. When at the top of the arc, transition to a posting trot on the right diagonal to D.
5. Stop and back approximately one horse length at D.

Exit at a sitting trot.

Walk	-----
Trot	- - - - -
Extended Trot	— — — —
Canter	— — — —
Leg Yield	
Lead Change	— / —
Back	← ← ← ← ←
Marker	(B)
Sidepass	← ← ← ← ←
Hand Gallop	— — — —

[HSE/2-20]

Pattern Provided by:

Laska Anderson