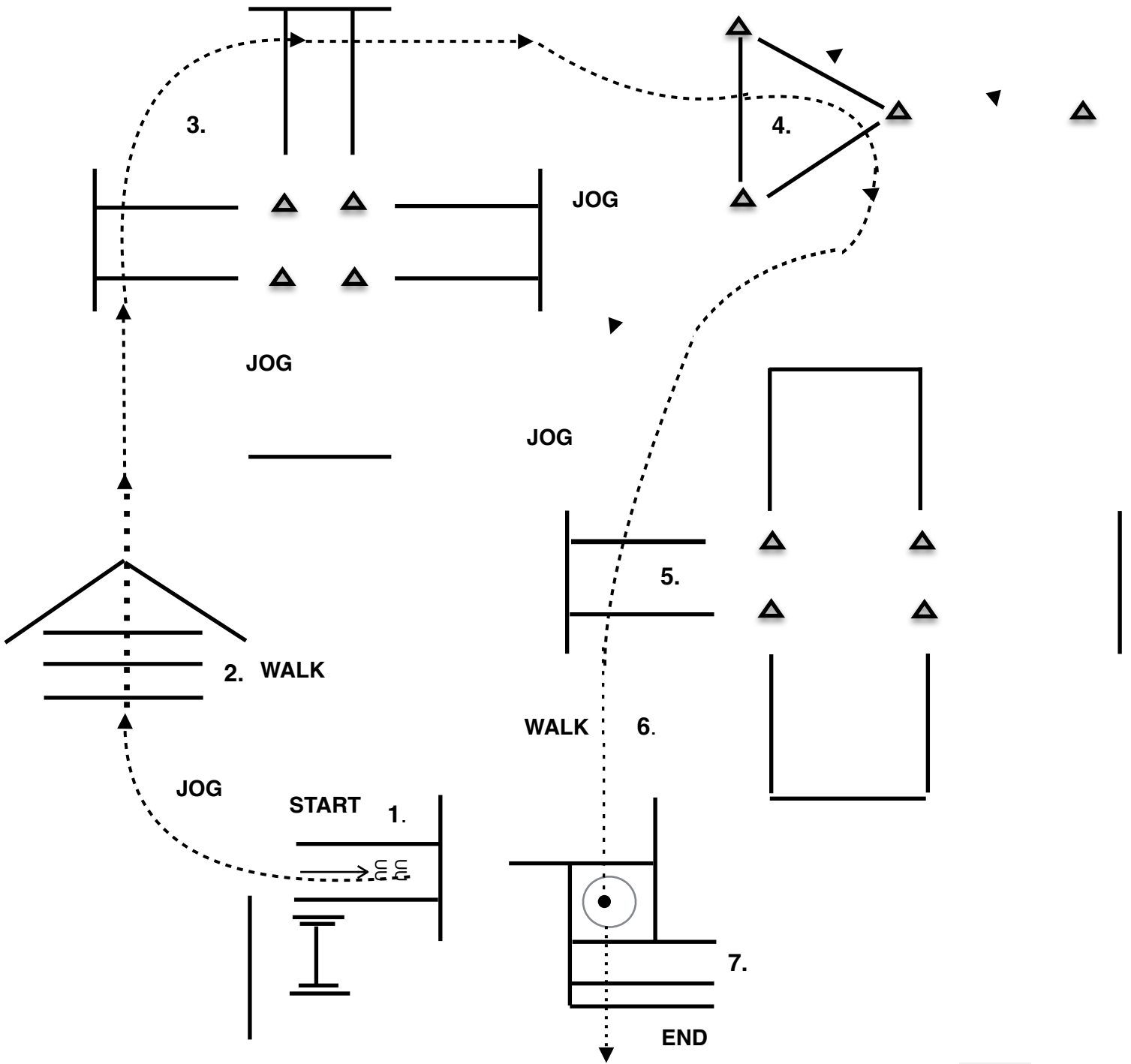


# In-Hand TRAIL

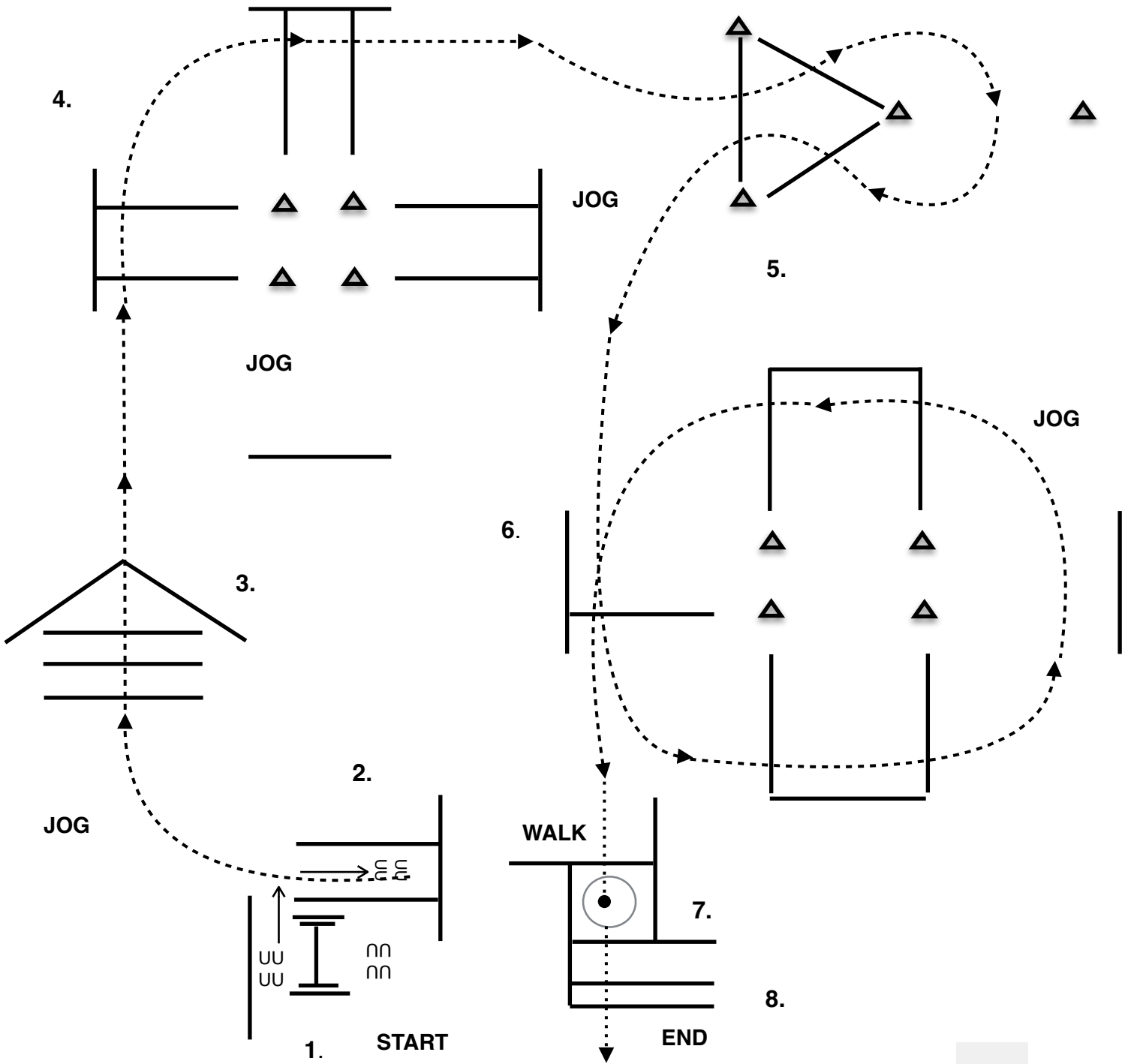


1. Back in the Chute
2. Jog out of the Chute and walk over poles as shown.
3. Jog over poles.
4. Jog over poles as shown.
5. Jog over poles.
6. Walk into Box. Execute 360 turn either direction.
7. Walk out over poles to End Pattern.



WALK	.....
JOG	-----
LOPE	_____

# All Walk-Trot TRAIL

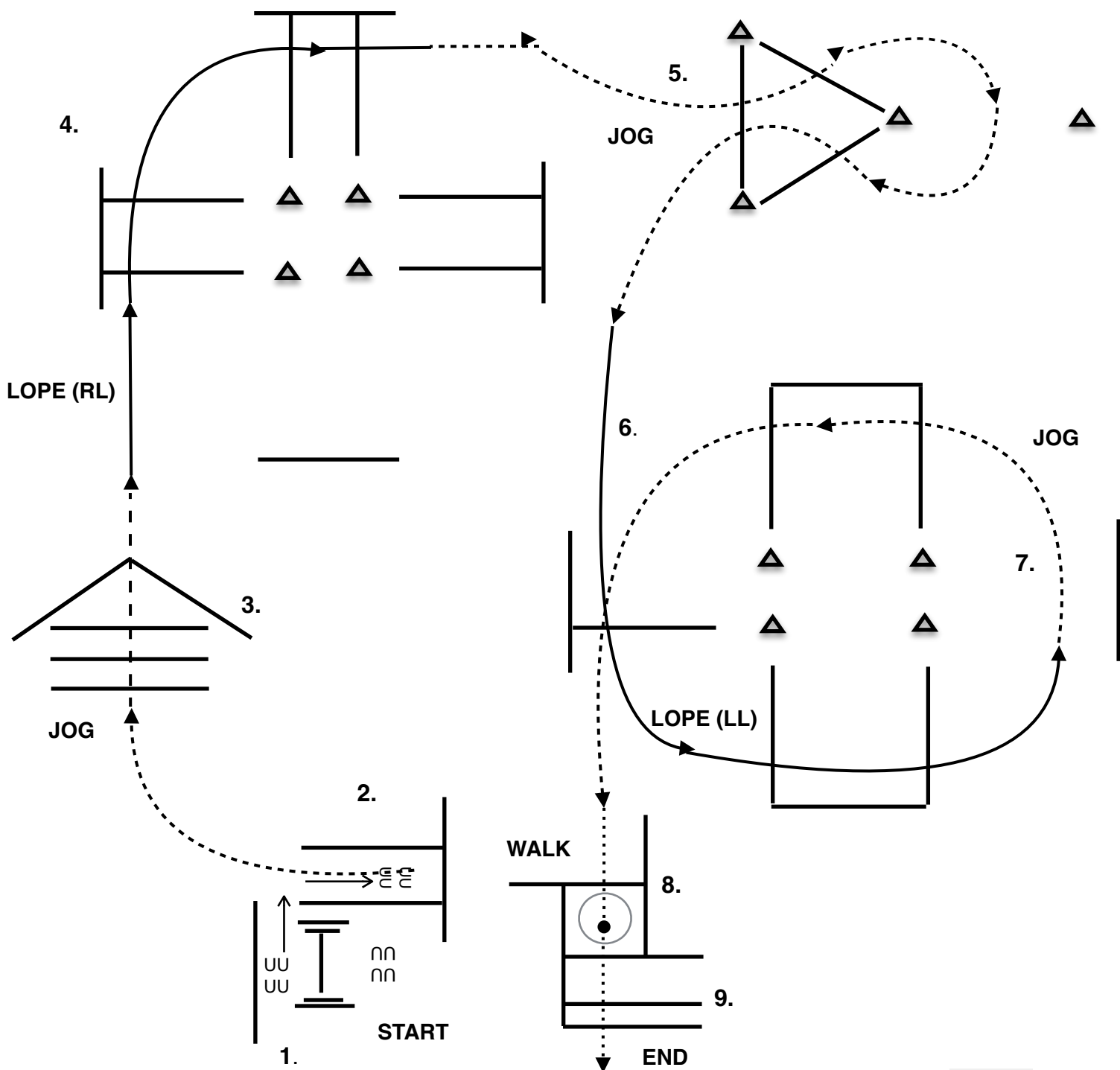


1. Begin working Left Hand Gate. Walk over pole. Close Gate.
2. Back around corner into the Chute.
3. Jog out of the Chute and over poles as shown.
4. Jog over poles.
5. Jog over poles as shown.
6. Jog over poles.
7. Stop or Walk into Box. Execute 360 turn either direction.
8. Walk out over poles to End Pattern.



WALK	.....
JOG	-----
LOPE	_____

# All Novice, Youth 13&U, Green and Pony TRAIL

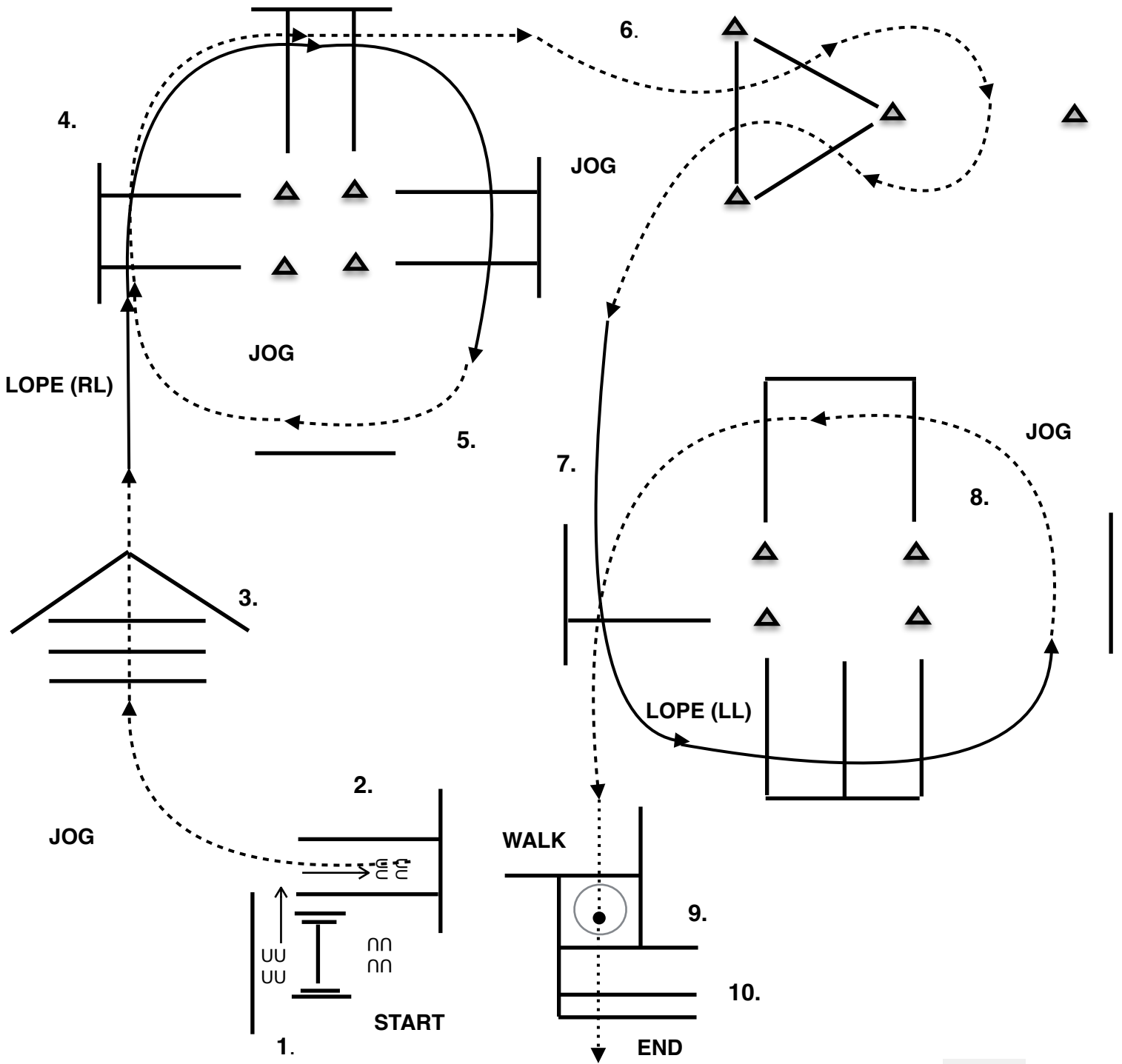


1. Begin working Left Hand Gate. Walk over pole. Close Gate.
2. Back around corner into the Chute.
3. Jog out of the Chute and over poles as shown.
4. Lope Right Lead over poles.
5. Jog over poles as shown.
6. Lope Left Lead over poles.
7. Jog over poles.
8. Stop or Walk into Box. Execute 360 turn either direction.
9. Walk out over poles to End Pattern.

DESIGNED ONLY  
by  
Christie

WALK	.....
JOG	-----
LOPE	————

# Youth 14-18, All Amateur, Open Trail



1. Begin working Left Hand Gate. Walk over pole. Close Gate.
2. Back around corner into the Chute.
3. Jog out of the Chute and over poles as shown.
4. Lope Right Lead over poles.
5. Break to Jog. Jog over poles.
6. Jog over poles as shown.
7. Lope Left Lead over poles.
8. Jog over poles.
9. Stop or Walk into Box. Execute 360 turn either direction.
10. Walk out over poles to End Pattern.

WALK	.....
JOG	-----
LOPE	—————

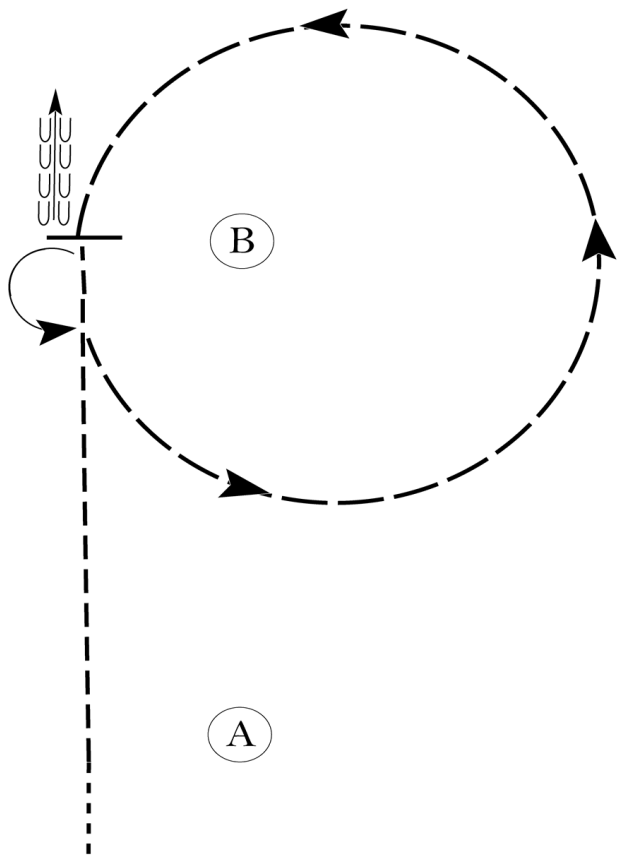
# 2024 Tri Star Fall Finale

Western Horsemanship (All Walk Trot and youth 9&U Horsemanship)

Show Date: October 5-6, 2024

w w w . H o r s e S h o w P a t t e r n s . c o m

w w w . H o r s e S h o w P a t t e r n s . c o m



Be ready before A.

1. Walk to A.
2. Jog to B. Stop and turn 180 degrees left.
3. Perform an extended jog circle to the left.
4. Stop at B and back approximately one horse length.

Follow the instructions of your ring steward.

Walk	-----
Jog	-----
Extended Jog	-----
Lope	—————
Leg Yield	
Lead Change	—/—
Back	← — ← — ← —
Marker	(B)
Sidepass	←-----→

[WH/WT-37]

Pattern Provided by:  
*Management*

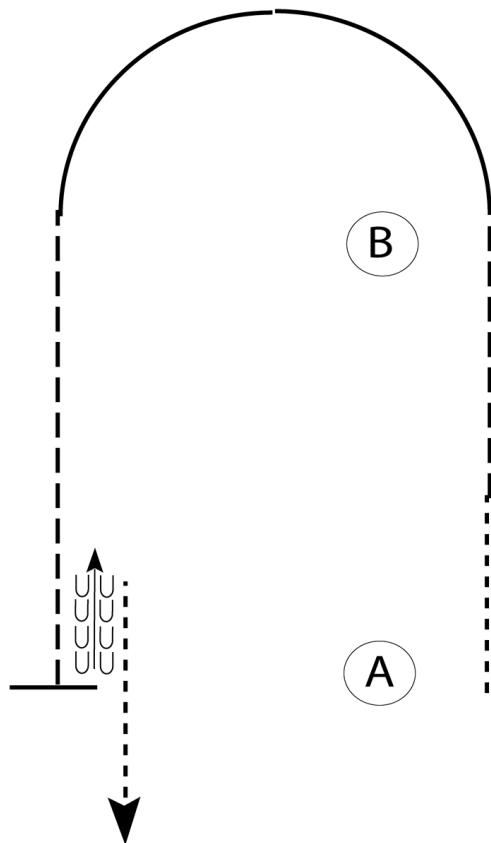
# 2024 Tri Star Fall Finale

Western Horsemanship (All Novice, Pony, and Youth 13&U)

Show Date: October 5-6, 2024

w w w . H o r s e S h o w P a t t e r n s . c o m

w w w . H o r s e S h o w P a t t e r n s . c o m



Be ready at A.

1. When acknowledged, walk two horse lengths from A.
2. Jog to B.
3. Lope on the left lead in a half circle until even with B.
4. Jog until even with A.
5. Stop even with A and back approximately one horse length.
6. Exit pattern at a walk.

Follow the instructions of your ring steward.

Walk	-----
Jog	- - - - -
Extended Jog	- - - - -
Lope	—————
Lead Change	——— /  \ ———
Back	←←← U  U  U
Marker	Ⓚ

[WH/1-83]

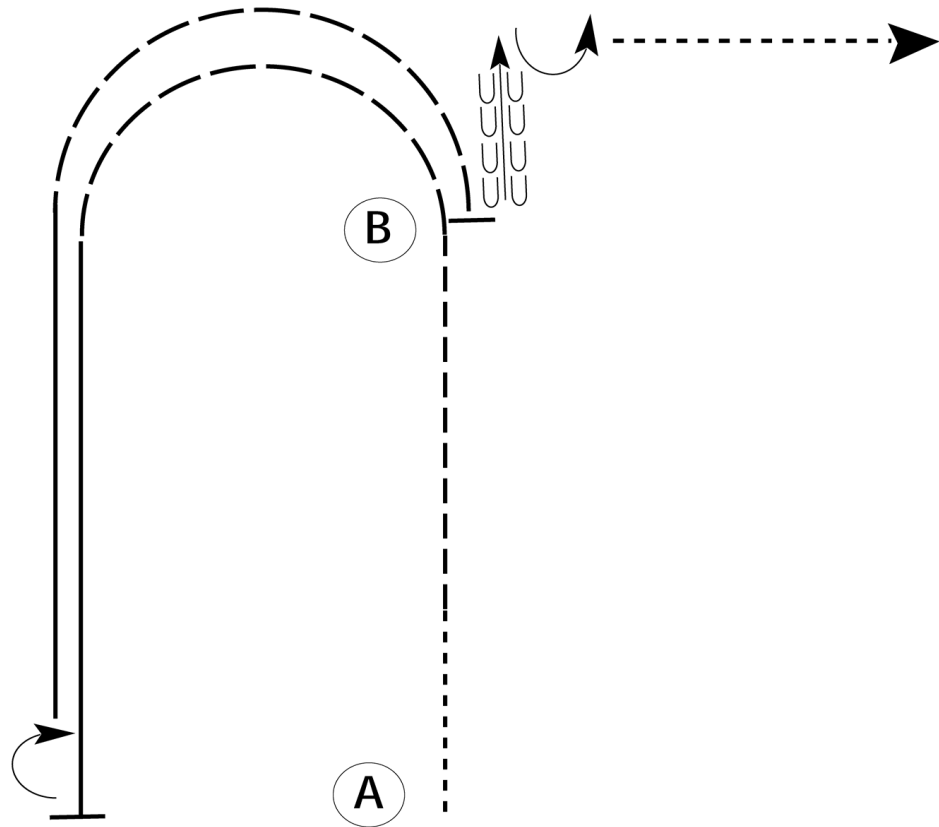
Pattern Provided by:

*Management*

# 2024 Tri Star Fall Finale

## Western Horsemanship (Youth 14-18 and All Amateur)

Show Date: October 5-6, 2024



Be ready at A.

1. Walk approximately 2 horse lengths from A.
2. Jog to B.
3. Extend the jog in a half circle.
4. Lope on the left lead until even with A.
5. Stop and perform a 180 degree turn to the right.
6. Lope on the right lead until even with B.
7. Extend the jog to B.
8. Stop at B and back approximately one horse length.
9. Perform a 90 degree turn to the left and walk straight away.

Follow the instructions of your ring steward.

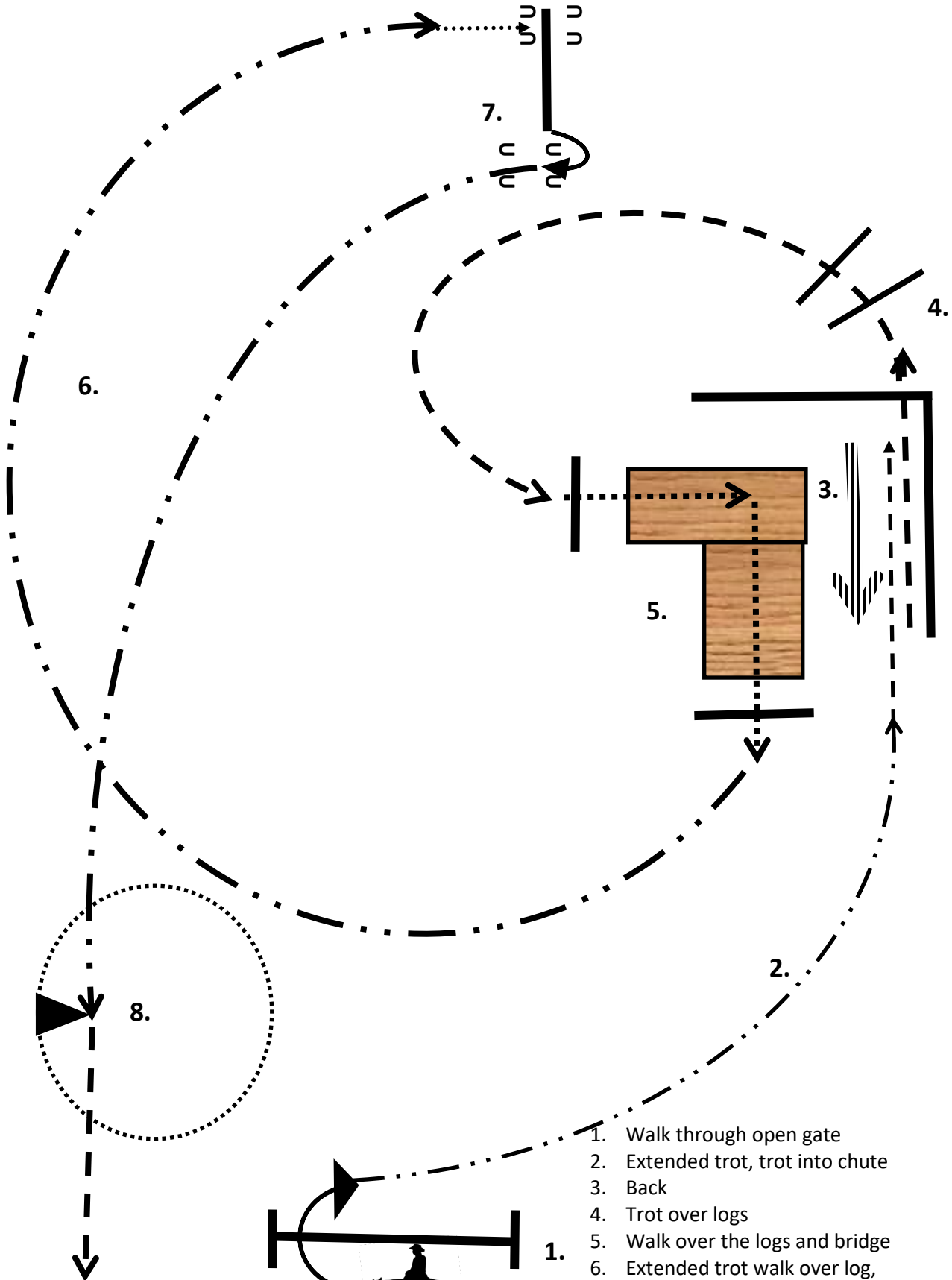
Walk	.....
Jog	-----
Extended Jog	- - - - -
Lope	—————
Lead Change	———/———
Back	←——— ——— ———
Marker	ⓑ

[WH/2-84]

Pattern Provided by:

*Management*

# Tri Star Fall Finale Show All Walk Trot Ranch Trail



1. Walk through open gate
2. Extended trot, trot into chute
3. Back
4. Trot over logs
5. Walk over the logs and bridge
6. Extended trot walk over log,
7. side pass right, pivot 180° right
8. Extend trot to log drag. Pick up rope and walk or trot circle replace rope, Do NOT DRAG, trot to exit

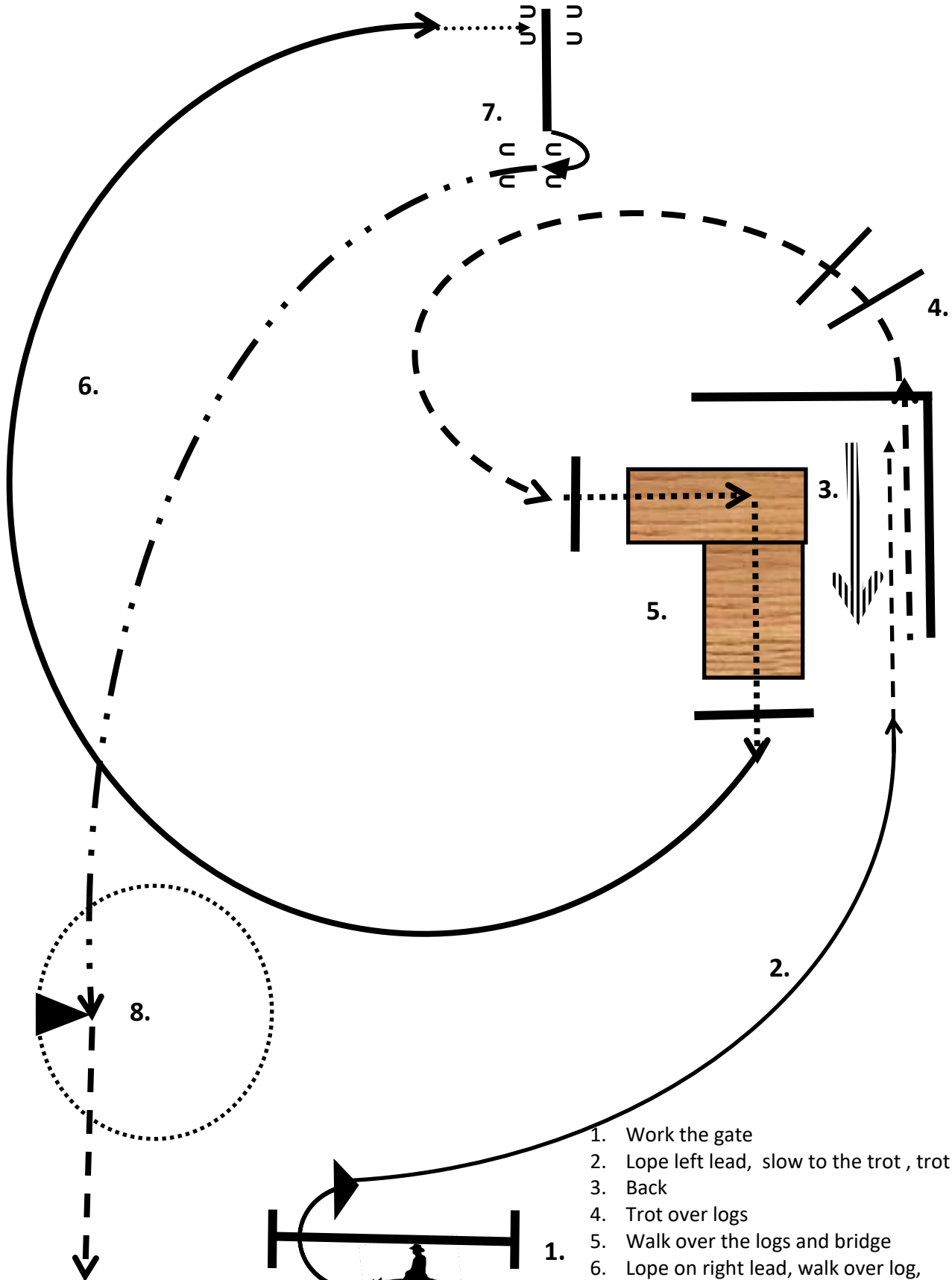


Patrick Kayser design, 2024





# Tri Star Fall Finale Show All Novice and Green Ranch Trail

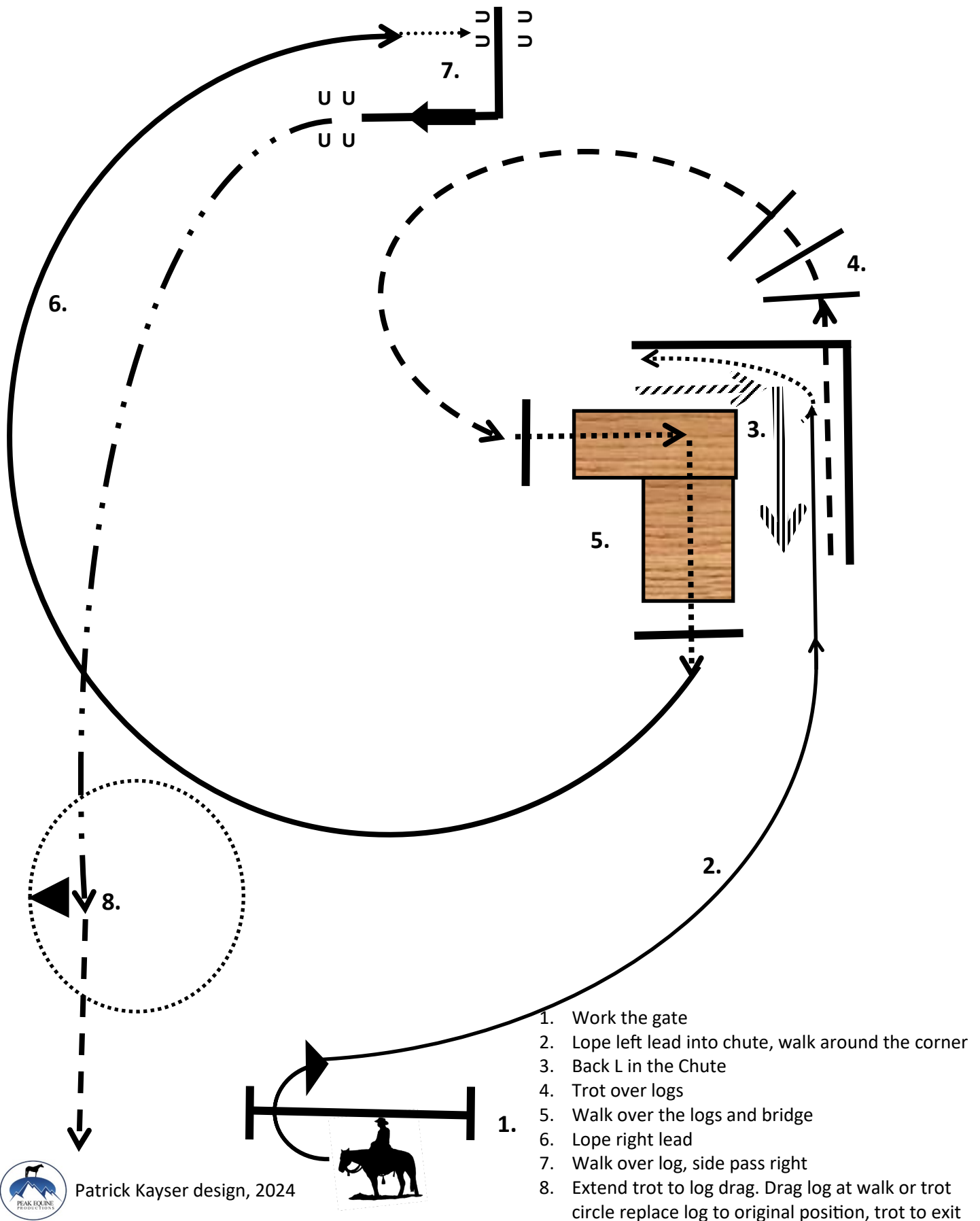


1. Work the gate
2. Lope left lead, slow to the trot , trot into chute
3. Back
4. Trot over logs
5. Walk over the logs and bridge
6. Lope on right lead, walk over log,
7. Side pass right, pivot 180° right
8. Extend trot to log drag. Pick up rope and walk or trot circle replace rope, Do NOT DRAG, trot to exit



Patrick Kayser design, 2024

# Tri Star Fall Finale Show Youth, Amateur, Open Ranch Trail

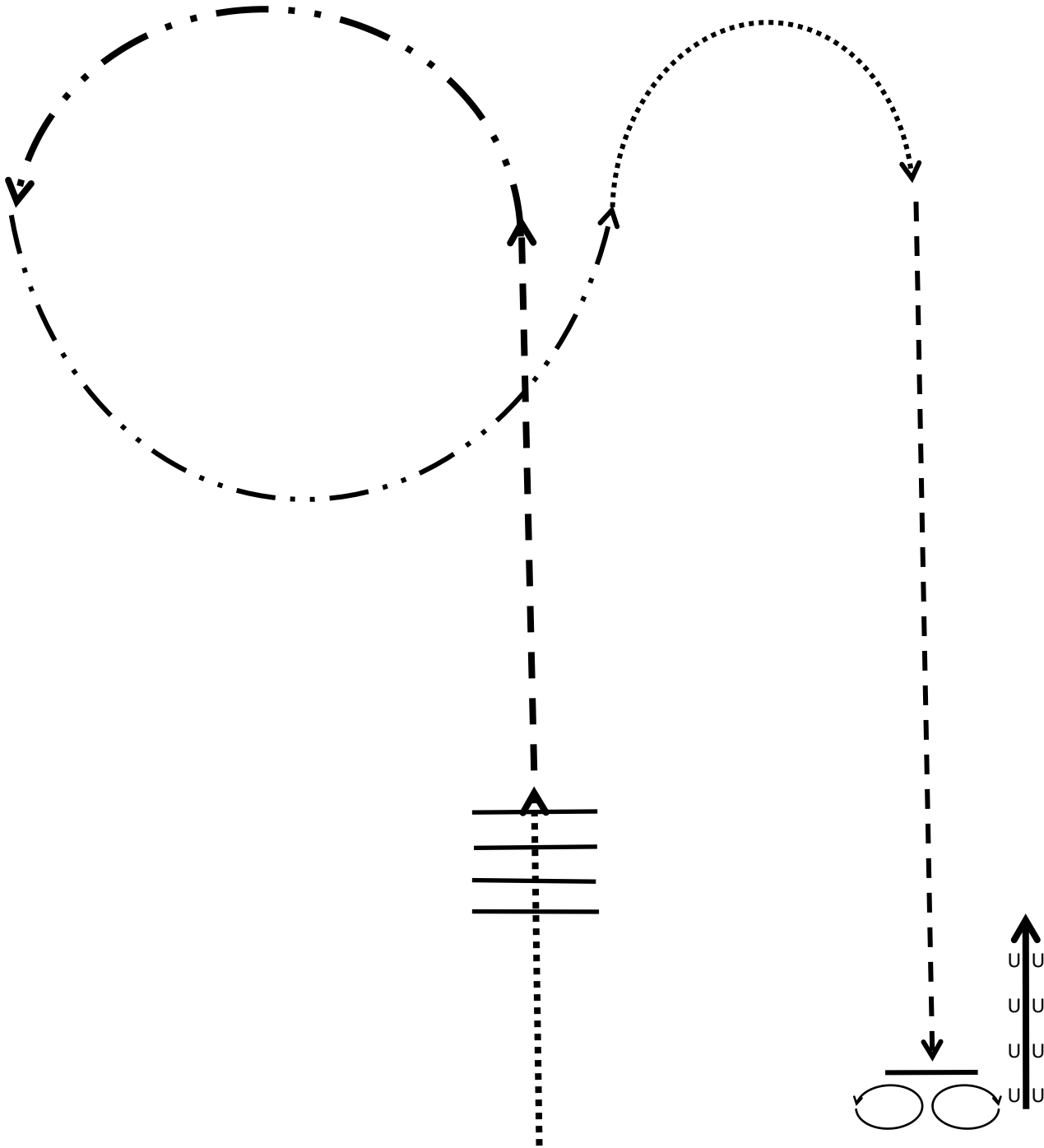


1. Work the gate
2. Lope left lead into chute, walk around the corner
3. Back L in the Chute
4. Trot over logs
5. Walk over the logs and bridge
6. Lope right lead
7. Walk over log, side pass right
8. Extend trot to log drag. Drag log at walk or trot circle replace log to original position, trot to exit



Patrick Kayser design, 2024

# 2024 Tri Star Fall Finale Open Show Walk Trot Ranch Riding

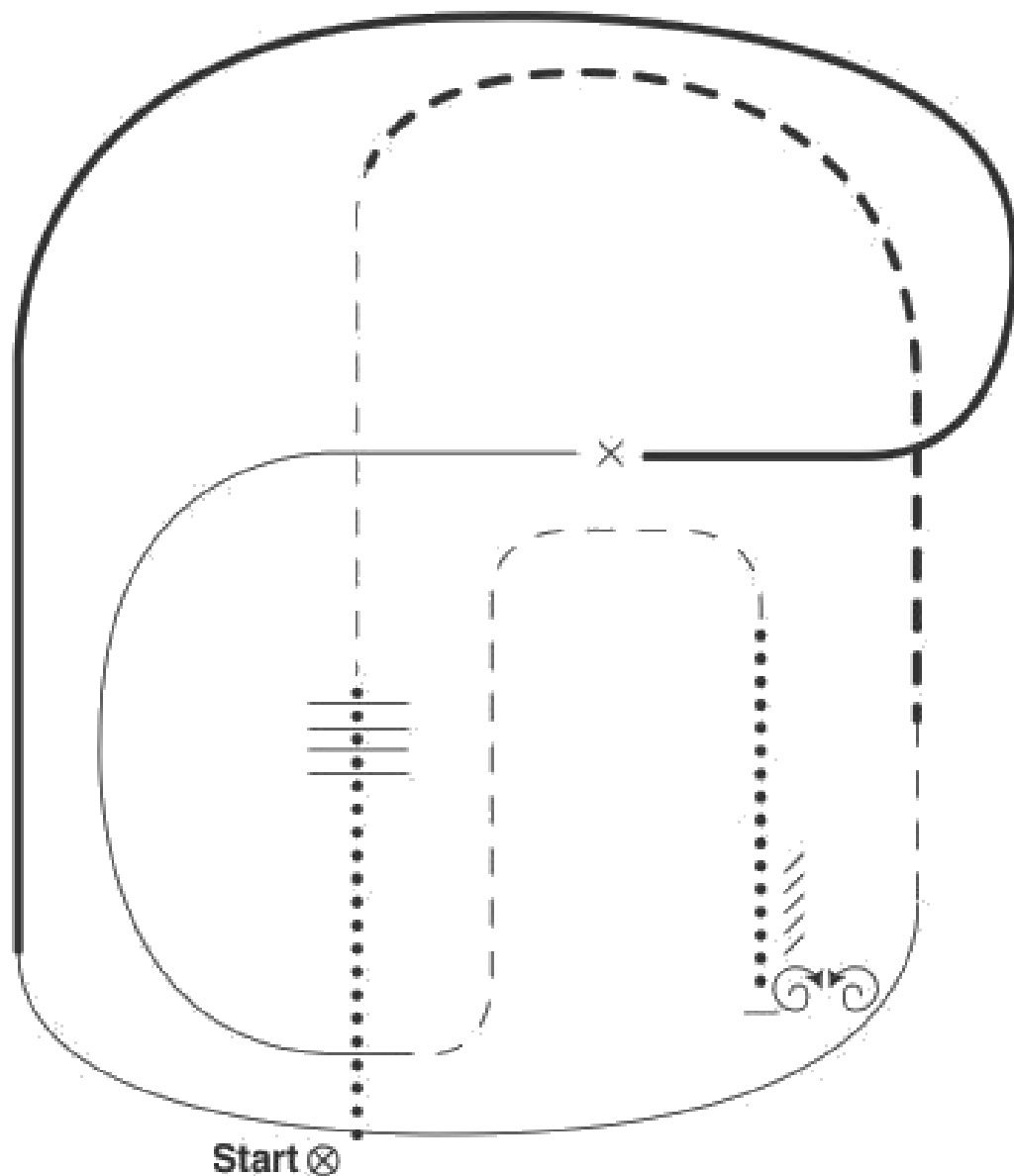


1. Walk.
2. Walk over logs.
3. Trot.
4. Extend Trot circle.
5. Walk 1/2 circle at top.
6. Trot to stop
7. Turn 360° both directions (either direction first).
8. Back



Patrick Kayser design, 2024

# All Ranch Riding (except W/T)



1. Walk and walk over logs
  2. Trot
  3. Extended trot; collect to trot
  4. Lope – right lead
  5. Extended lope
  6. Change leads (simple or flying)
  7. Lope – left lead
  8. Trot
  9. Walk
  10. Stop; 360 degrees in both directions (either way first); back 2 horse lengths
  11. Exit at a walk or trot
-

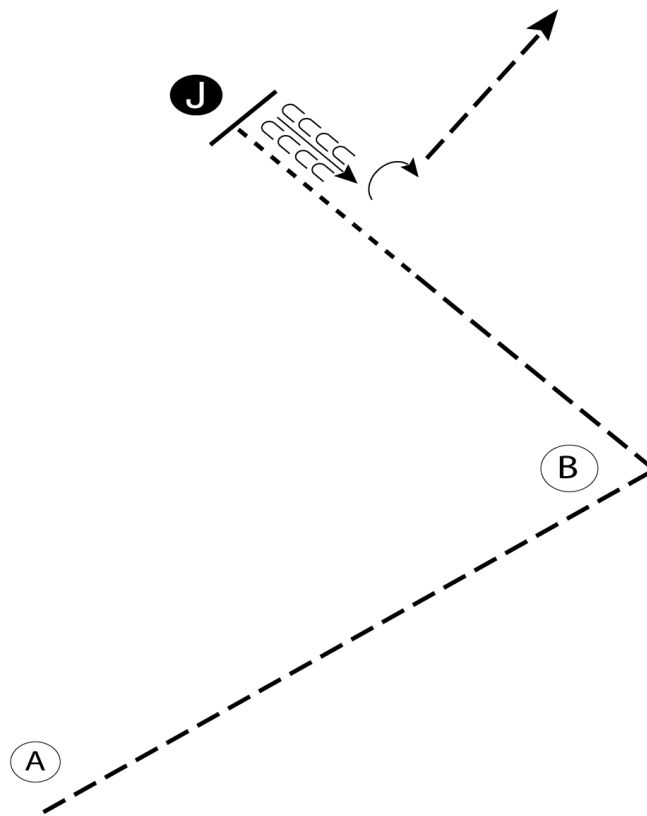
# 2024 Tri Star Fall Finale

## Showmanship (Youth 9 and under)

Show Date: October 5-6, 2024

w w w . H o r s e S h o w P a t t e r n s . c o m

w w w . H o r s e S h o w P a t t e r n s . c o m



Be ready at A.

1. Trot to and around B and halfway to judge.
2. Walk to judge.
3. Stop and set up for inspection.
4. When dismissed back one horse length.
5. Perform a 90 degree turn and trot to the line-up.

Follow the instructions of your ring steward.

Walk	-----
Trot	- - - - -
Back	←
Marker	ⓑ
Judge	ⓐ

[S/WT-27]

Pattern Provided by:

*Management*

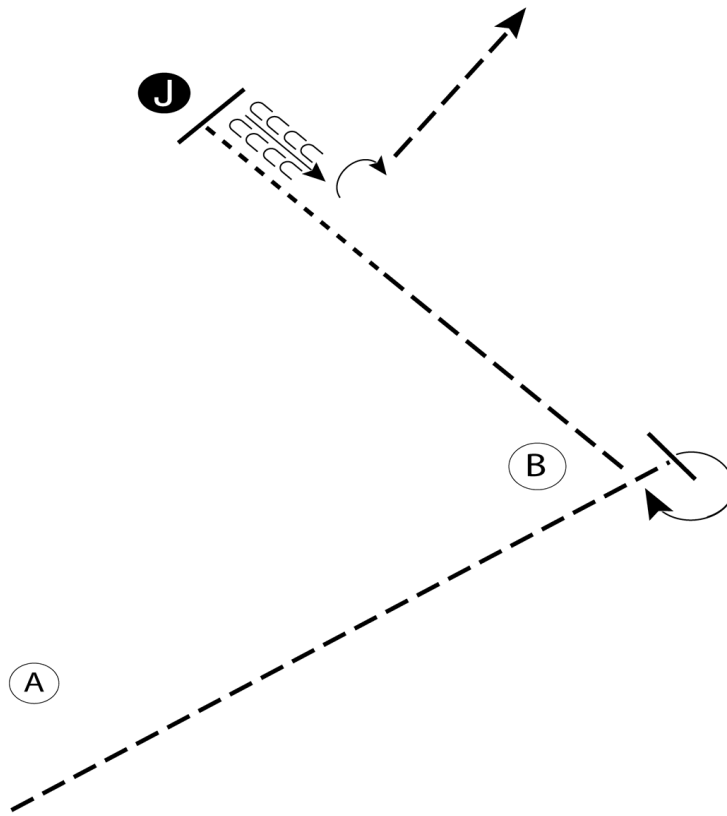
# 2024 Tri Star Fall Finale

## Showmanship (All Novice and Pony )

Show Date: October 5-6, 2024

w w w . H o r s e S h o w P a t t e r n s . c o m

w w w . H o r s e S h o w P a t t e r n s . c o m



Be ready at A.

1. Trot past B and stop
  2. Perform a 270 degree turn
  3. Trot halfway to the Judge
  4. Break to the walk and walk to the Judge
  5. Stop and set up for inspection
  6. When dismissed back one horse length
  7. Perform a 90 degree turn and trot to the line-up
- Follow the instructions of your ring steward.

- Walk     - - - - -
- Trot     - - - - -
- Back     ← ← ← ← ←
- Marker     ( B )
- Judge     ( J )

[S/1-27]

Pattern Provided by:  
*Management*

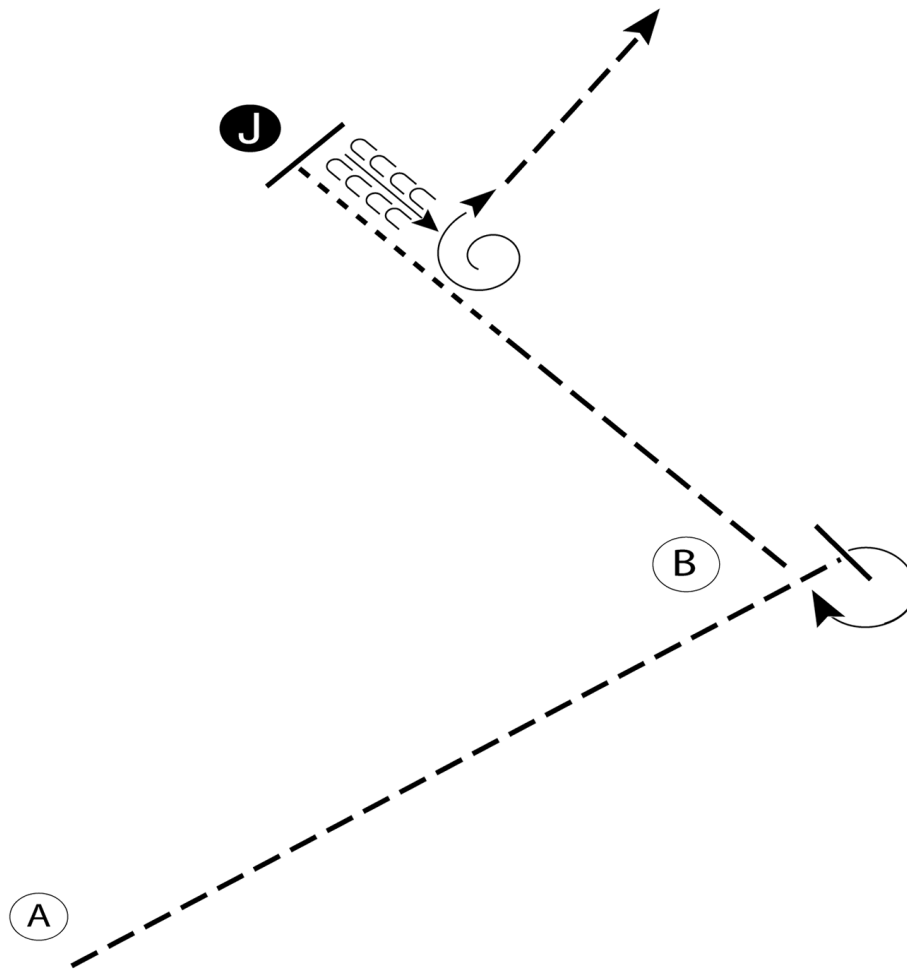
# 2024 Tri Star Fall Finale

Championship (Open, Youth 13&U and 14-18, Amateur 19-49 and 50 and Over)

Show Date: October 5-6, 2024

w w w . H o r s e S h o w P a t t e r n s . c o m

w w w . H o r s e S h o w P a t t e r n s . c o m



1. Begin at A. Trot past B and stop
2. Perform a 270 degree turn
3. Trot halfway to the Judge
4. Break to the walk and walk to the Judge
5. Stop and set up for inspection
6. When dismissed back one horse length
7. Perform a 450 degree turn and trot to the line-up

Walk	-----
Trot	- - - - -
Back	← ⊃ ⊃ ⊃ ⊃ ⊃ ⊃
Marker	⊙ B
Judge	● J

[S/2-27]

Pattern Provided by:  
*Management*

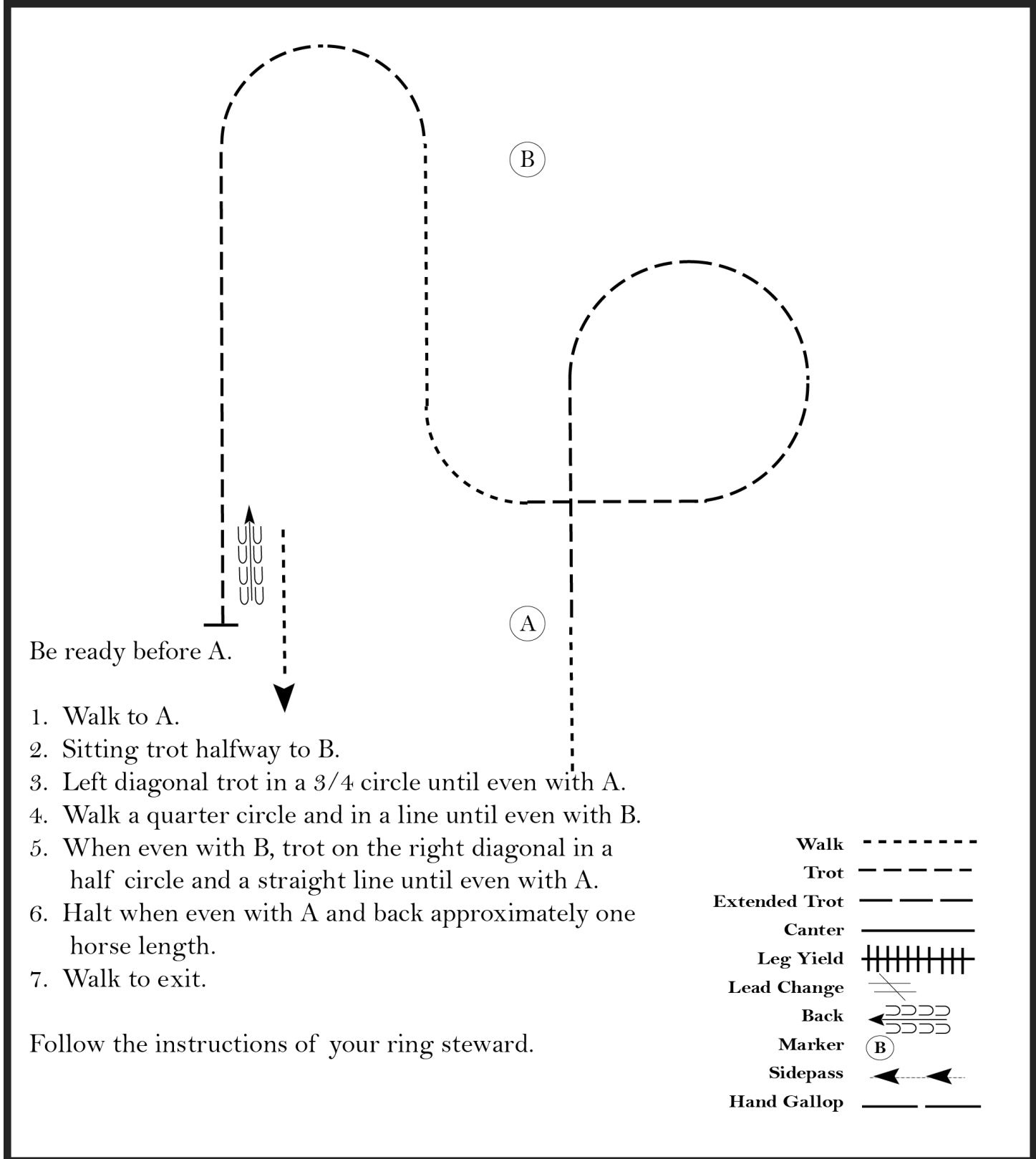
# 2024 Tri Star Fall Finale

## Hunt Seat Equitation (All Walk Trot and Youth 9&U Equitation)

Show Date: October 5-6, 2024

www.HorseShowPatterns.com

www.HorseShowPatterns.com



Be ready before A.

1. Walk to A.
2. Sitting trot halfway to B.
3. Left diagonal trot in a 3/4 circle until even with A.
4. Walk a quarter circle and in a line until even with B.
5. When even with B, trot on the right diagonal in a half circle and a straight line until even with A.
6. Halt when even with A and back approximately one horse length.
7. Walk to exit.

Follow the instructions of your ring steward.

Walk	-----
Trot	- - - - -
Extended Trot	-----
Canter	—————
Leg Yield	
Lead Change	↙ ↘
Back	← ← ← ← ←
Marker	(B)
Sidepass	← - - - - →
Hand Gallop	—————

[HSE/WT-59]

**Pattern Provided by:**  
*Management*



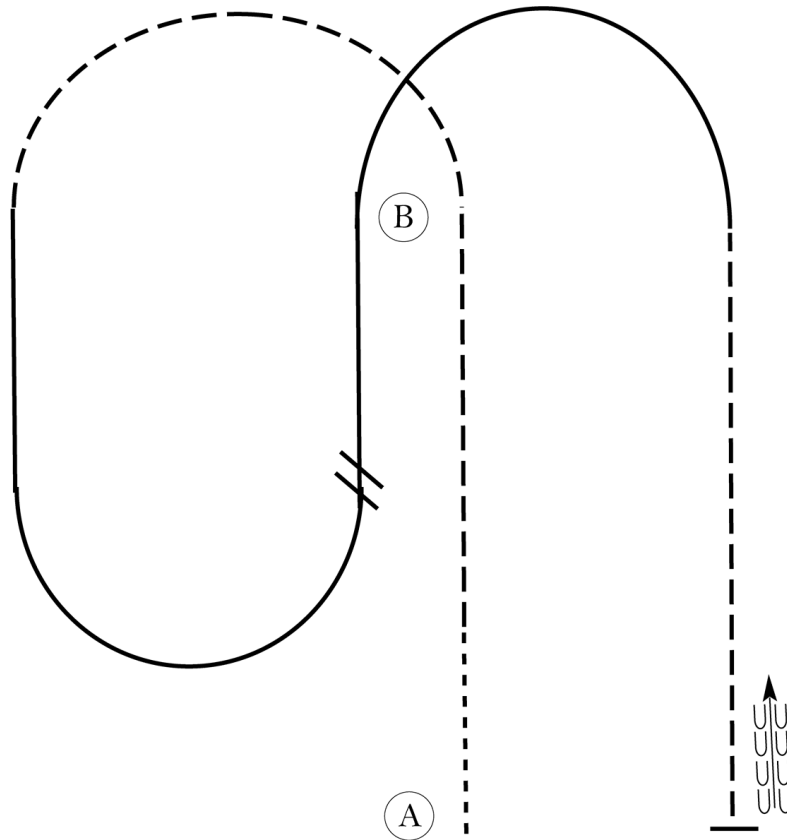
# 2024 Tri Star Fall Finale

## Hunt Seat Equitation (All Novice, Ppny, and Youth 13&U)

Show Date: October 5-6, 2024

w w w . H o r s e S h o w P a t t e r n s . c o m

w w w . H o r s e S h o w P a t t e r n s . c o m



Be ready at A.

1. Walk two horse lengths from A.
2. Sitting trot to B.
3. Posting trot a half circle on the right diagonal until even with B.
4. Canter a straight line and then a half circle on the left lead until halfway between A and B.
5. Perform a simple lead change.
6. Canter on the right lead to B and then in a half circle until even with B.
7. Posting trot on the left diagonal until even with A.
8. Stop and back approximately one horse length.

Follow the instructions of your ring steward.

Walk	-----
Trot	- - - - -
Extended Trot	-----
Canter	—————
Leg Yield	
Lead Change	↘ ↙
Back	← ← ← ← ←
Marker	⊙
Sidepass	← — — — →
Hand Gallop	—————

[HSE/1-58]

Pattern Provided by:

*Management*

